

BMJ Open Factors associated with the difficulty in hospital acceptance at the scene by emergency medical service personnel: a population-based study in Osaka City, Japan

Yusuke Katayama,¹ Tetsuhisa Kitamura,² Kosuke Kiyohara,³ Taku Iwami,⁴ Takashi Kawamura,⁴ Sumito Hayashida,⁵ Kazuhisa Yoshiya,¹ Hiroshi Ogura,¹ Takeshi Shimazu¹

To cite: Katayama Y, Kitamura T, Kiyohara K, *et al.* Factors associated with the difficulty in hospital acceptance at the scene by emergency medical service personnel: a population-based study in Osaka City, Japan. *BMJ Open* 2016;**6**:e013849. doi:10.1136/bmjopen-2016-013849

► Prepublication history for this paper is available online. To view these files please visit the journal online (<http://dx.doi.org/10.1136/bmjopen-2016-013849>).

Received 10 August 2016
Revised 21 September 2016
Accepted 28 September 2016



CrossMark

For numbered affiliations see end of article.

Correspondence to
Dr Takeshi Shimazu;
shimazu@hp-emerg.med.osaka-u.ac.jp

ABSTRACT

Objectives: To investigate the association between the difficulty in hospital acceptance at the scene by emergency medical service (EMS) personnel and prehospital demographic factors and reasons for EMS calls.

Design: A retrospective, observational study.

Setting: Osaka City, Japan.

Participants: A total of 100 649 patients transported to medical institutions by EMS from January 2013 to December 2013.

Primary outcome measurements: The definition of difficulty in hospital acceptance at the scene was EMS personnel making ≥ 5 phone calls to medical institutions until a decision to transport was determined. Multivariable analysis was used to assess the relationship between difficulty in hospital acceptance and prehospital factors and reasons for EMS calls.

Results: Multivariable analysis showed the elderly, foreigners, loss of consciousness, holiday/weekend, and night-time to be positively associated with difficulty in hospital acceptance at the scene. As reasons for EMS calls, gas poisoning (adjusted OR 3.281, 95% CI 1.201 to 8.965), trauma by assault (adjusted OR 2.662, 95% CI 2.390 to 2.966), self-induced drug abuse/gas poisoning (adjusted OR 4.527, 95% CI 3.921 to 5.228) and self-induced trauma (adjusted OR 1.708, 95% CI 1.369 to 2.130) were positively associated with the difficulty in hospital acceptance at the scene.

Conclusions: Ambulance records in Osaka City showed that certain prehospital factors such as night-time were positively associated with difficulty in hospital acceptance at the scene, and reasons for EMS calls, such as self-induced drug abuse/gas poisoning, were also positive predictors for difficulty in hospital acceptance at the scene.

INTRODUCTION

In Japan, when emergency patients call for emergency medical service (EMS), on-scene EMS personnel determine the appropriate

Strengths and limitations of this study

- This study assessed the relationship between difficulty in hospital acceptance and the prehospital factors such as demographic factors and reasons for emergency medical service (EMS) call for all patients transported to medical institutions by EMS in the third largest city with 2.2 million inhabitants in Japan, based on the population-based ambulance records.
- The elderly, foreigners, loss of consciousness, holiday/weekend and night-time were positively associated with difficulty in hospital acceptance at the scene. As reasons for EMS calls, gas poisoning, trauma by assault, self-induced drug abuse/gas poisoning and self-induced trauma were also positively associated with the difficulty in hospital acceptance at the scene.
- These results may not be generalised because this study was carried out in a Japanese big city and the emergency medical system in Japan is different from that in other countries.

emergency hospital best able to treat the patients according to their signs and symptoms. The EMS proceeds to transport the patient to the selected hospital after obtaining the hospital staff's agreement.¹ Thus, difficulty in transporting the patient can occur at the scene in Japan. As a consequence, the time from a patient's call until hospital arrival lengthens² and delays the start of emergent treatments, which might lead to worse patient outcomes.

Emergency room (ER) crowding is one of the major public health problems associated with ambulance diversion in the USA,^{3–5} and factors affecting ER crowding were suggested to be a balance of supply and demand in the ER, the treatments themselves and patient

flow after treatment.⁶ Although the situation in which hospitals cannot receive emergency patients from ambulances is one of the serious social problems in Japan, it is unclear which prehospital factors, such as chronological factors, location of occurrence and patient condition, affect the transport of emergency patients to hospitals by EMS personnel.

The Osaka Municipal Fire Department has been collecting ambulance records on all patients transported to hospitals by EMS personnel in Osaka City, Japan, a metropolitan community with ~2.6 million residents and 200 000 emergency dispatches every year. We hypothesised that demographic characteristics such as age and sex and prehospital factors such as location, time of day, day of week and reason for EMS call would influence the difficulty in hospital acceptance at the scene. The aim of this study was to investigate the associations between the difficulty in hospital acceptance at the scene and these factors by reviewing a large number of ambulance records in Osaka City.

MATERIALS AND METHODS

Study design, population and setting

Our study was a retrospective observational study based on ambulance records in Osaka City. The study period was from 1 January 2013 to 31 December 2013. All emergency patients for whom EMS personnel at the scene selected the hospital and then transported them to that institution were registered in our study. We excluded emergency patients who were either not transported or were transported to the hospitals requested by the patients and their family and those undergoing interhospital transport. The ambulance records in Osaka City are considered administrative records, and the requirement of obtaining patients' informed consent was waived because the data were anonymous.

EMS system and hospitals in Osaka City

Osaka City, the largest metropolitan community in western Japan, covers an area of 222 km² and had a population of about 2.6 million in 2013. The municipal EMS system is basically the same as that in other areas of Osaka Prefecture, as previously described.⁷ The EMS system is operated by the Osaka Municipal Fire Department and is activated by phoning 119. In 2013, there were 25 fire stations with 60 ambulances and one dispatch centre in Osaka City. EMS life support is conducted 24 hours a day. Usually, each ambulance has a crew of three emergency providers including at least one highly trained prehospital emergency care provider, and the annual number of patients transported to medical institutions by EMS in this area is about 200 000. Osaka City had 186 hospitals (33 026 beds) in 2013.⁸ A total of 94 institutions, including six critical care centres, can accept life-threatening emergency patients from ambulances. In Osaka City, emergency dispatchers do not make phone calls to hospitals to determine patient

acceptance. Rather, using the protocol established by the Osaka Municipal Fire Department, EMS ambulance crews at the scene select the appropriate medical institutions near the scene that are best able to treat emergency patients according to medical urgency or the patient's symptoms.

Data collection and quality control

Data were uniformly collected using specific data collection forms and included age, sex, foreigner or not, Glasgow Coma Scale (GCS) score, location of call, chronological factors such as time of day or day of week, time course of transport such as time of the call, time spent in contact with the patient, and time to hospital arrival, reason for EMS call and the number of phone calls made to hospitals by EMS personnel.

These data were completed by EMS personnel in cooperation with the physicians caring for the patient and then transferred to the information centre in the Osaka Municipal Fire Department. If the data sheet was incomplete, it was returned to the relevant EMS personnel for them to correct the data.

End point

The main end point was to determine factors associated with the difficulty in hospital acceptance at the scene. The definition of difficulty in hospital acceptance at the scene was when EMS personnel needed to make ≥ 5 phone calls to medical institutions before the decision of which hospital to transport the patient to was made based on the guidelines regarding the transport and hospital acceptance of emergency patients in Osaka City.⁹

Statistical analysis

Patient and EMS characteristics between the two groups (<5 and ≥ 5 phone calls) were assessed by χ^2 tests for categorical variables and Wilcoxon tests for continuous variables. We calculated the OR and 95% CI with use of a logistic regression model to evaluate the factors associated with the difficulty in hospital acceptance at the scene, and we considered potential factors that existed before the EMS personnel made contact with the emergency patient. These factors included age group (children aged <15 years, adults aged 15–64 years and elderly aged ≥ 65 years), sex (male or female), foreigner (yes or no), loss of consciousness (defined as $GCS \leq 8$ or not), location (home, public space such as store and station, workplace, healthcare facility such as a clinic or nursing home), time of day (daytime or night-time), day of week (weekday or holiday including weekend) and reason for the EMS call. In this study, reasons why a patient, the patient's family or bystanders would call an ambulance included, among others, internal disease; gynaecological disease; fire accident (including natural disaster); water accident; traffic accident involving vehicle, ship or aircraft; industrial accident; disease and injury during sports; disease and injury while watching sports; trauma

by assault; self-induced drug abuse/gas poisoning; self-induced trauma; and other injury. According to these requests, EMS personnel at the scene phoned hospitals to determine whether they could receive emergency patients. In addition, we assessed the correlation between the time interval from first call to hospital until hospital acceptance and the number of phone calls.

Statistical analyses were performed using SPSS statistical package V.22.0J (IBM Corp. Armonk, New York, USA). All tests were two-tailed, and *p* values of <0.05 were considered statistically significant.

RESULTS

During the study period, a total of 221 139 emergency patients were documented in Osaka City. Of them, 100 649 were enrolled in this study. Excluded were 45 344 patients who were not transported by ambulances, 63 804 patients who were transferred to the hospitals requested by patients or their family, 11 085 patients who were transferred to a different hospital and 257 other patients (figure 1). Among these patients, a total of 12 200 emergency patients needed ≥ 5 phone calls by EMS personnel at the scene until a decision of hospital acceptance. The median number of calls was 2 (IQR 1–3), and ≥ 10 phone calls to hospitals by EMS personnel were needed for 2787 patients (2.8%) (figure 2).

Figure 3 showed that the time interval from first call to hospital until hospital acceptance was well correlated with the number of phone calls ($y=3.747x-1.107$, $R^2=0.775$).

Characteristics of the emergency patients with <5 or ≥ 5 phone calls to hospitals by EMS personnel until the decision of hospital transport was made are shown in table 1.

Compared with patients requiring <5 phone calls, those requiring ≥ 5 phone calls were more likely to be older (54 vs 51 years, $p<0.001$), to be male versus female (56.3% vs 54.9%, $p=0.004$), to have loss of consciousness (7.0% vs 5.3%, $p<0.001$), and have the emergency occur

at night-time (17:00–09:00) (75.2% vs 55.6%, $p<0.001$) or on a holiday/weekend (43.7% vs 34.9%, $p<0.001$). As reasons for the EMS call, the proportions of trauma by assault (1.6% vs 4.2%) and self-induced drug abuse and gas poisoning (0.6% vs 2.7%) were greater in the group requiring ≥ 5 phone calls versus those requiring <5 phone calls. Although the time interval from the patient's call to contact with the patient by EMS was similar between the two groups, the interval from the patient's call to hospital arrival was longer for the patients requiring ≥ 5 phone calls than for those requiring <5 phone calls (57 vs 29 min, $p<0.001$).

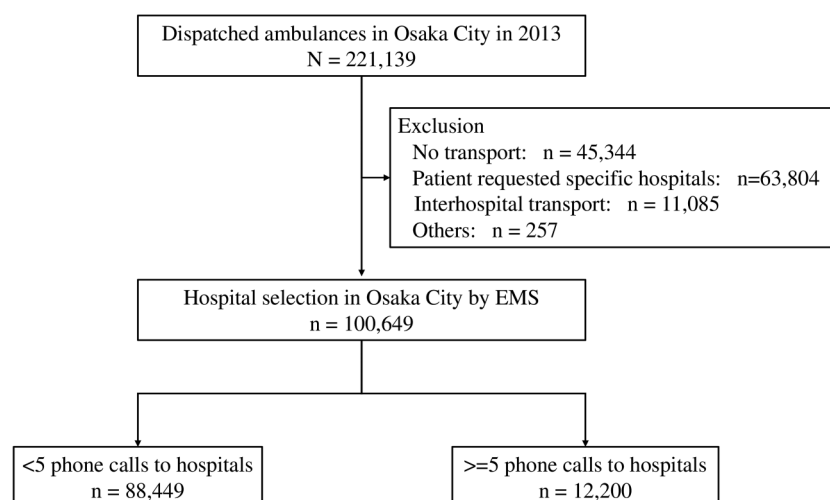
Factors associated with ≥ 5 phone calls to hospitals by EMS personnel at the scene until the decision of hospital transport was made are shown in table 2.

Elderly patients (adjusted OR 1.107, 95% CI 1.061 to 1.156), foreigners (adjusted OR 2.393, 95% CI 1.752 to 3.268), loss of consciousness (adjusted OR 1.234, 95% CI 1.140 to 1.336), holiday/weekend (adjusted OR 1.362, 95% CI 1.262 to 1.470) and night-time (adjusted OR 2.426, 95% CI 2.321 to 2.536) were positively associated with ≥ 5 phone calls to hospitals by EMS personnel. As reasons for the EMS call, industrial accident (adjusted OR 1.415, 95% CI 1.157 to 1.731), gas poisoning not due to industrial accident and self-injury (adjusted OR 3.281, 95% CI 1.201 to 8.965), trauma by assault (adjusted OR 2.662, 95% CI 2.390 to 2.966), self-induced drug abuse/gas poisoning (adjusted OR 4.527, 95% CI 3.921 to 5.228) and self-induced trauma (adjusted OR 1.708, 95% CI 1.369 to 2.130) were also positively associated with ≥ 5 calls to hospitals by EMS personnel. However, factors such as children (adjusted OR 0.375, 95% CI 0.340 to 0.414) and gynaecological disease (adjusted OR 0.234, 95% CI 0.158 to 0.347) were negatively associated with ≥ 5 calls to hospitals by EMS personnel.

DISCUSSION

From the ambulance records of emergency patients in a large metropolitan city in Japan, we demonstrated that

Figure 1 Patient flow in this study. EMS, emergency medical service.



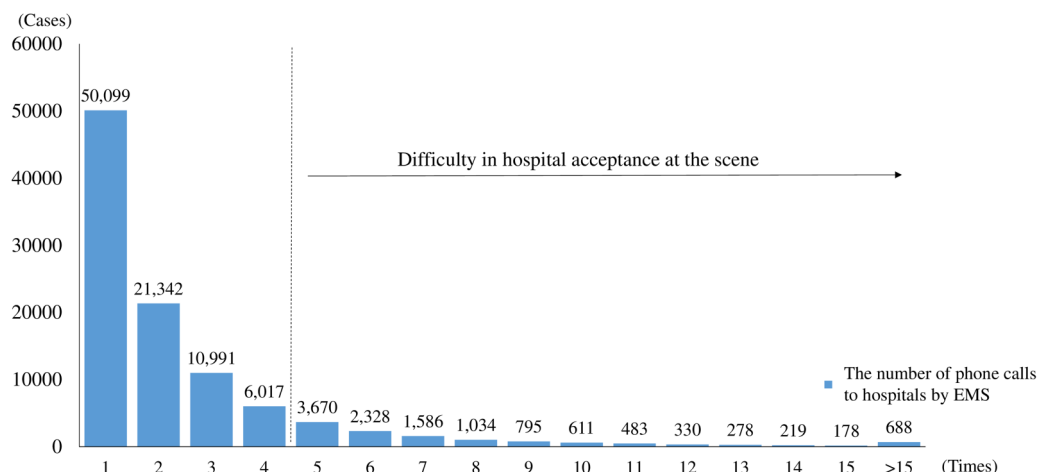


Figure 2 Histogram of the number of phone calls made to hospitals by emergency medical service (EMS) personnel at the scene.

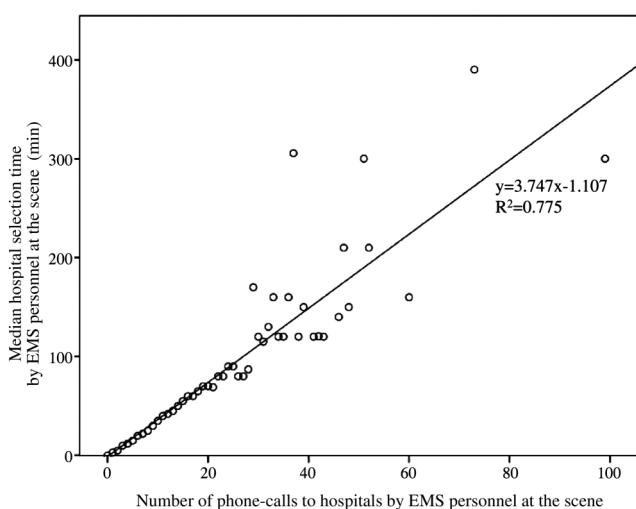


Figure 3 The correlation between time interval from first call to hospital until hospital acceptance. EMS, emergency medical service.

prehospital factors such as elderly patients, foreigners, loss of consciousness and occurrence at night-time or on weekends/holidays were associated with the difficulty in hospital acceptance at the scene that required EMS personnel to make ≥ 5 phone calls to hospitals until the decision of transport was made. As reasons for the EMS call, factors including industrial accident, gas poisoning without industrial accident and self-injury, trauma by assault, self-induced drug abuse/gas poisoning and self-induced trauma were also associated with the difficulty in hospital acceptance at the scene.

Although the EMS system in western countries transports emergency patients to the ER and then selects the most appropriate hospital that can treat them, EMS personnel in Japan assess emergency patients at the scene and select the most appropriate hospital for them based on the EMS protocol by the Fire and Disaster Management Agency of Japan. Thus, the difference in

the EMS system between communities would cause the ambulance diversion after the transport to ER in western countries and the difficulty in hospital acceptance at the scene in Japan. This descriptive study showing the actual situations causing difficulty in hospital acceptance at the scene in Japan provides important clues for improving these factors in prehospital settings.

Several prehospital factors were associated with the difficulty in hospital acceptance at the scene. For example, the association of advanced age with the difficulty in hospital acceptance was consistent with that in a previous study in Japan.¹⁰ Most older patients have many complications or cannot explain their symptoms in detail to EMS personnel, and with increasing age, they tend to use an ambulance as a method of transport to an emergency department.¹¹ Thus, advanced age might frequently lead to the difficulty in hospital acceptance at the scene. Furthermore, foreigners were also associated with the difficulty in hospital acceptance at the scene. Although the nationality of foreigners was not specified in this study, emergency departments might not have been able to receive foreigners with emergency conditions who cannot speak Japanese because there were few multilingual staff at medical institutions in the Osaka area. However, patients with loss of consciousness ($GCS \leq 8$) were also associated with the difficulty in hospital acceptance at the scene because it might be difficult for general hospitals to receive these severely ill patients. Although the reasons that hospitals could not receive emergency patients were unclear in this study, general reasons noted in a report from the Fire and Disaster Management Agency of Japan¹² regarding why hospitals cannot accept emergency patients were 'untreatable' (22.9%), 'all beds occupied' (22.2%) and 'under other patient operation or treatment' (21.0%). To resolve the difficulty in hospital acceptance, we need to further assess the combination of factors present before and after hospital arrival.

Table 1 Patient characteristics and number of phone calls to hospitals by EMS

	Number of phone calls to hospitals by EMS personnel		p Value
	<5 (n=88 449)	≥5 (n=12 200)	
Age, median (IQR)	51 (28–72)	54 (34–73)	<0.001
Age group, n (%)			<0.001
Children aged ≤14 years	8444 (9.5)	471 (3.9)	
Adults aged 15–64 years	48 805 (55.2)	7132 (58.5)	
Elderly aged ≥65 years	31 200 (35.3)	4597 (37.7)	
Male, n (%)	48 586 (54.9)	6871 (56.3)	0.004
Foreigners, n (%)	191 (0.2)	54 (0.4)	<0.001
Loss of consciousness (GCS≤8), n (%)	4705 (5.3)	858 (7.0)	<0.001
Location, n (%)			<0.001
Home	40 532 (45.8)	6076 (49.8)	
Public space	38 650 (43.7)	5093 (41.7)	
Workspace	2646 (3.0)	192 (1.6)	
Healthcare facility	484 (0.5)	55 (0.5)	
Other	6137 (6.9)	784 (6.4)	
Time of day, n (%)			<0.001
Daytime (09:00–17:00)	39 275 (44.4)	3026 (24.8)	
Night-time (17:00–09:00)	49 174 (55.6)	9174 (75.2)	
Day of week, n (%)			<0.001
Weekdays	57 569 (65.1)	6866 (56.3)	
Weekends/holidays	30 880 (34.9)	5334 (43.7)	
Reason for EMS call, n (%)			<0.001
Internal disease	55 199 (62.4)	7299 (59.8)	
Gynaecological disease	1028 (1.2)	26 (0.2)	
Fire accident (including natural disaster)	167 (0.2)	27 (0.2)	
Water accident	29 (0.03)	2 (0.02)	
Traffic accident involving car, ship or aircraft	12 119 (13.7)	1311 (10.7)	
Injury, poisoning and disease due to industrial accident	1087 (1.2)	124 (1.0)	
Disease and injury during sports	697 (0.8)	78 (0.6)	
Disease and injury while watching sports	18 (0.02)	2 (0.02)	
Asphyxia	402 (0.5)	57 (0.5)	
Gas poisoning not due to industrial accident and self-injury	12 (0.01)	6 (0.05)	
Trauma due to assault	1378 (1.6)	512 (4.2)	
Self-induced drug abuse and gas poisoning	573 (0.6)	325 (2.7)	
Self-induced trauma	433 (0.5)	103 (0.8)	
Other injury	15 307 (17.3)	2328 (19.1)	
Time from patient's call to contact by EMS, min, median (IQR)	6 (4–7)	6 (4–7)	0.003
Time from patient's call to hospital arrival, min, median (IQR)	29 (23–37)	57 (46–74)	<0.001

EMS, emergency medical service; GCS, Glasgow Coma Scale.

Chronological factors such as night-time/weekend occurrence were also associated with the difficulty in hospital acceptance at the scene. In Japan, the number of medical institutions or medical staff that can treat emergency patients during night-time, weekends or holidays is low. Previous studies in the USA demonstrated that increasing the number of doctors, the deployment of senior physicians, and adjustments of staff schedules led to an improvement in ER crowding.^{13–15} Considering these results along with ours, the rotation of medical institutions that accept patients during non-working hours, increasing the number of medical staff, and increasing the salaries paid to night-time staff may help to resolve this problem. The time has come when we must work in cooperation with local autonomous bodies to take measures to resolve these problems.

This study underscored several reasons for EMS calls being associated with the difficulty in hospital acceptance at the scene. Both self-induced drug abuse/gas poisoning and self-induced trauma were predictors of the difficulty in hospital acceptance at the scene. Most patients causing self-induced injury often have psychological diseases,¹⁶ and medical staff in non-psychiatric emergency departments might refuse the request from EMS personnel to receive such patients because of the difficulty in treating them. In addition, these patients tend to call for ambulances and frequently visit emergency departments,^{17–19} which might also affect the difficulty in hospital acceptance. Trauma by assault was also one of the predictors of the difficulty in hospital acceptance at the scene, and emergency hospitals would

Table 2 Factors associated with ≥ 5 phone calls to hospitals by EMS personnel at the scene

	Adjusted OR	95% CI	p Value
Age group (versus adults)			
Children	0.375	0.340 to 0.414	<0.001
Elderly	1.107	1.061 to 1.156	<0.001
Female (vs male)	0.912	0.876 to 0.949	0.001
Foreigners	2.393	1.752 to 3.268	<0.001
Loss of consciousness (GCS ≤ 8)	1.234	1.140 to 1.336	<0.001
Location (compared with home)			
Public place	0.912	0.871 to 0.955	0.259
Workplace	0.645	0.550 to 0.758	<0.001
Healthcare facility	0.834	0.627 to 1.109	0.212
Other	0.941	0.865 to 1.023	0.153
Night-time (compared with daytime)	2.426	2.321 to 2.536	<0.001
Weekends/holidays (compared with weekdays)	1.362	1.262 to 1.470	<0.001
Reason for EMS request (compared with internal disease)			
Gynaecological disease	0.234	0.158 to 0.347	<0.001
Fire accident (with natural disaster)	1.137	0.753 to 1.716	0.499
Water accident	0.413	0.098 to 1.749	0.230
Traffic accident involving vehicle, ship or aircraft	0.933	0.870 to 1.000	0.050
Injury, poisoning and disease due to industrial accident	1.415	1.157 to 1.731	0.001
Disease and injury during sports	1.253	0.986 to 1.594	0.065
Disease and injury while watching sports	1.068	0.245 to 4.660	0.930
Asphyxiation	1.154	0.870 to 1.532	0.320
Gas poisoning not due to industrial accident and self-injury	3.281	1.201 to 8.965	0.020
Trauma due to assault	2.662	2.390 to 2.966	<0.001
Self-induced drug abuse and gas poisoning	4.527	3.921 to 5.228	<0.001
Self-induced trauma	1.708	1.369 to 2.130	<0.001
Other injury	1.214	1.152 to 1.279	<0.001

EMS, emergency medical service; GCS, Glasgow Coma Scale.

hesitate to receive patients with such injuries because there are not emergency hospitals for the emergency transport of these patients by law in Japan, and it is difficult for staff to continuously monitor them in hospitals.

Gynaecological disease, however, was negatively associated with the difficulty in hospital acceptance at the scene. In 2006, several hospitals refused to accept a pregnant emergency patient with cerebral haemorrhage who was suspected of suffering an eclamptic seizure. As a result, she and her infant died, and this case became an important social problem across Japan.²⁰ Since then, emergency medical systems for pregnant women with emergent conditions have been comprehensively improved, and EMS personnel at the scene can appropriately select hospitals to receive such patients,²¹ which might explain our result. In addition, children aged 0–14 years were also negatively associated with the difficulty in hospital acceptance at the scene because the transport of paediatric emergency patients was properly conducted during the study period in Osaka.

Critical care centres in Japan accept many emergency patients with severe illnesses such as sepsis or trauma from ambulances and other emergency hospitals. Their ability to accept such patients has recently faced some limits because the number of patients to transport to critical care centres has exceeded their capacity. Therefore, the role of other emergency hospitals in accepting many

patients into their hospitals is becoming important. One of our missions is to develop the emergency medical system so that many patients can be smoothly transported to hospitals with limited medical resources. The present study, which shows factors associated with the difficulty in hospital acceptance at the scene, is informative in highlighting measures that need to be taken to resolve issues of difficulty in hospital acceptance in Japan.

LIMITATIONS

This study has some limitations. First, an important limitation of this study is that we did not obtain information on in-hospital outcomes and treatments of emergency patients after hospital arrival. Therefore, it was unclear how the difficulty in hospital acceptance would affect patient outcome after hospital arrival. After October 2014, we began to collect data including emergency patients' prognosis after hospital arrival and will address this issue in the near future.²² Second, this study uniformly defined the difficulty in hospital acceptance regardless of the patient's condition to assess differences by demographic factors or reason for EMS call. However, since there might be differences in the effects on the difficulty in hospital acceptance caused by severe conditions such as shock or loss of consciousness versus moderate/mild conditions such as high fever or cough,

it is also important to further assess the difficulty in hospital acceptance according to the degree of urgency of the patient's condition. Third, the difficulty in hospital acceptance at the scene may be influenced by the experience and communication skills of EMS personnel to call hospitals. Fourth, these results may not be generalised because this study was carried out in a big Japanese city and the emergency medical system in Japan is different from that in other countries. Fifth, since this was an observational study, there might be unknown confounding factors that influenced our results. Finally, we did not, unfortunately, obtain information on how many of the forms returned were incomplete in this study. However, a population-based design with a large sample size to cover all emergency patients in Osaka City would serve to minimise this potential source of bias.

CONCLUSION

From ambulance records in a large urban community, we demonstrated that the prehospital factors of elderly patients, loss of consciousness, occurrence at night-time or on weekends/holidays, and foreigners were positively associated with the difficulty in hospital acceptance at the scene. Further, reasons for the EMS call including self-induced drug abuse/gas poisoning/trauma and trauma by assault were also positive predictors for the difficulty in hospital acceptance at the scene. This study highlighted factors associated with the difficulty in hospital acceptance at the scene that can be informative for taking measures to resolve this problem in Japan.

Author affiliations

¹Department of Traumatology and Acute Critical Medicine, Osaka University Graduate School of Medicine, Suita, Japan

²Division of Environmental Medicine and Population Sciences, Department of Social and Environmental Medicine, Graduate School of Medicine, Osaka University, Suita, Japan

³Division Department of Public Health, Tokyo Women's Medical University, Tokyo, Japan

⁴Kyoto University Health Services, Kyoto, Japan

⁵Osaka Municipal Fire Department, Osaka, Japan

Acknowledgements The authors are greatly indebted to all of the EMS personnel working in the Osaka Municipal Fire Department.

Contributors YK, TKi, TI and SH collected the data. YK and KK performed statistical analysis of the collected data. YK, TKi, TI, TKa and TS interpreted the data. YK, TKi, TI and TKa prepared the manuscript. All authors read and approved this version of the manuscript for submission.

Funding This study was supported by a grant from the Pfizer Health Research Foundation (Tokyo, Japan).

Competing interests None declared.

Ethics approval This study was approved by the Ethics Committees of Osaka University Graduate School of Medicine and Kyoto University Graduate School of Medicine.

Provenance and peer review Not commissioned; externally peer reviewed.

Data sharing statement No additional data are available.

Open Access This is an Open Access article distributed in accordance with the Creative Commons Attribution Non Commercial (CC BY-NC 4.0) license,

which permits others to distribute, remix, adapt, build upon this work non-commercially, and license their derivative works on different terms, provided the original work is properly cited and the use is non-commercial. See: <http://creativecommons.org/licenses/by-nc/4.0/>

REFERENCES

1. Ambulance Service Planning Office of Fire and Disaster Management Agency of Japan: 2014 Effect of first aid for emergency patients. http://www.fdma.go.jp/neuter/topics/fieldList9_3.html (accessed 3 Nov 2015).
2. Fire and Disaster Management Agency of Japan: 2014 White book on Emergency Systems in Japan. http://www.fdma.go.jp/html/hakusho/h26/h26/pdf/part2_section5.pdf (accessed 3 Nov 2015).
3. Gallagher EJ, Lynn SG. The etiology of medical gridlock: causes of emergency department overcrowding in New York City. *J Emerg Med* 1990;8:785–90.
4. Glushak C, Delbridge TR, Garrison HG. Ambulance diversion. Standards and Clinical Practices Committee, National Association of EMS Physicians. *Prehosp Emerg Care* 1997;1:100–3.
5. Squire BT, Tamayo A, Tamayo-Sarver JH. At-risk populations and the critically ill rely on disproportionately on ambulance transport to emergency departments. *Ann Emerg Med* 2010;56:341–7.
6. Hoot NR, Aronsky D. Systemic review of emergency department crowding: causes, effects, and solutions. *Ann Emerg Med* 2008;52:126–36.
7. Irisawa T, Iwami T, Kitamura T, *et al.* An association between systolic blood pressure and stroke among patients with impaired consciousness in out-of-hospital emergency settings. *BMC Emerg Med* 2013;13:24.
8. Ministry of Health, Labour and Welfare of Japan: 2013 Medical facilities survey. <http://www.e-stat.go.jp/SG1/estat/List.do?lid=000001126755> (accessed 3 Nov 2015).
9. The guidelines regarding the transport and hospital acceptance of emergency patients in Osaka City. <http://www.pref.osaka.lg.jp/attach/3071/00022885/osakashi.pdf> (accessed 15 Sep 2016).
10. Suzuki M, Hori S. Characteristics of patients who were required longer time for emergency personnel activities. *J Japanese Soc Emerg Med* 2010;13:303–9.
11. Platts-Mills TF, Leacock B, Cabañas JG, *et al.* Emergency medical services use by the elderly: analysis of a state database. *Prehosp Emerg Care* 2010;14:329–33.
12. Ambulance Service Planning Office of Fire and Disaster Management Agency of Japan and Guidance of Medical Service Division, Health Policy Bureau, Ministry of Health, Labour and Welfare of Japan: a report on the acceptance of emergency patients by medical institutions. http://www.fdma.go.jp/neuter/topics/houdou/h22/2203/220318_6houdou.pdf (accessed 3 Nov 2015).
13. Bucheli B, Martina B. Reduced length of stay in medical emergency department patients: a prospective controlled study on emergency physician staffing. *Eur J Emerg Med* 2004;11:29–34.
14. Donald KJ, Smith AN, Doherty S, *et al.* Effect of an on-site emergency physician in a rural emergency department at night. *Rural Remote Health* 2005;5:380.
15. Savage DW, Woolford DG, Weaver B, *et al.* Developing emergency department physician shift schedules optimized to meet patient demand. *CJEM* 2015;17:3–12.
16. Modén B, Ohlsson H, Merlo J, *et al.* Risk factors for diagnosed intentional self-injury: a total population-based study. *Eur J Public Health* 2013;24:286–91.
17. Durant E, Fahimi J. Factors associated with ambulance use among patients with low-acuity conditions. *Prehosp Emerg Care* 2012;16:329–37.
18. Knowlton A, Weir BW, Hughes BS, *et al.* Patient demographic and health factors associated with frequent use of emergency medical services in a mid-sized city. *Acad Emerg Med* 2013;20:1101–11.
19. Doupe MB, Palatnick W, Day S, *et al.* Frequent users of emergency departments: developing standard definitions and defining prominent risk factors. *Ann Emerg Med* 2012;60:24–32.
20. Osaka District Court: the court record of a case 2009 (wa) 5886. http://www.courts.go.jp/app/files/hanrei_jp/718/038718_hanrei.pdf (accessed 3 Nov 2015).
21. Osaka Prefecture: improvement plan of perinatal care system in Osaka. <http://www.pref.osaka.lg.jp/iryo/syusankiiryo/> (accessed 3 Nov 2015).
22. Ambulance Service Planning Office of Fire and Disaster Management Agency of Japan: 2014 effect of first aid for emergency patients. The report about ways of emergency-medical-service. http://www.fdma.go.jp/neuter/about/shingi_kento/h25/kyukyu_arikata/pdf/houkoku.pdf (accessed 20 Nov 2015).