



BMJ Open is committed to open peer review. As part of this commitment we make the peer review history of every article we publish publicly available.

When an article is published we post the peer reviewers' comments and the authors' responses online. We also post the versions of the paper that were used during peer review. These are the versions that the peer review comments apply to.

The versions of the paper that follow are the versions that were submitted during the peer review process. They are not the versions of record or the final published versions. They should not be cited or distributed as the published version of this manuscript.

BMJ Open is an open access journal and the full, final, typeset and author-corrected version of record of the manuscript is available on our site with no access controls, subscription charges or pay-per-view fees (<http://bmjopen.bmj.com>).

If you have any questions on BMJ Open's open peer review process please email info.bmjopen@bmj.com

BMJ Open

Knowledge, attitude, and practice of nutritional support and immune-related adverse events among patients undergoing immunotherapy for liver cancer: a cross-sectional study

Journal:	<i>BMJ Open</i>
Manuscript ID	bmjopen-2024-086854
Article Type:	Original research
Date Submitted by the Author:	25-Mar-2024
Complete List of Authors:	Wen, Wen ; Affiliated Haikou Hospital of Xiangya Medical College, Central South University, Hepatobiliary and Pancreatic Surgery; Philippine Christian University Center for International Education Chen, Yingshuang; Affiliated Haikou Hospital of Xiangya Medical College, Central South University, Hepatobiliary and Pancreatic Surgery Gao, Fangqing; Affiliated Haikou Hospital of Xiangya Medical College, Central South University, Gastroenterology Department Tong, Liling ; Affiliated Haikou Hospital of Xiangya Medical College, Central South University, Nursing Department
Keywords:	Cross-Sectional Studies, ONCOLOGY, Hepatobiliary tumours < ONCOLOGY, PUBLIC HEALTH

SCHOLARONE™
Manuscripts



I, the Submitting Author has the right to grant and does grant on behalf of all authors of the Work (as defined in the below author licence), an exclusive licence and/or a non-exclusive licence for contributions from authors who are: i) UK Crown employees; ii) where BMJ has agreed a CC-BY licence shall apply, and/or iii) in accordance with the terms applicable for US Federal Government officers or employees acting as part of their official duties; on a worldwide, perpetual, irrevocable, royalty-free basis to BMJ Publishing Group Ltd ("BMJ") its licensees and where the relevant Journal is co-owned by BMJ to the co-owners of the Journal, to publish the Work in this journal and any other BMJ products and to exploit all rights, as set out in our [licence](#).

The Submitting Author accepts and understands that any supply made under these terms is made by BMJ to the Submitting Author unless you are acting as an employee on behalf of your employer or a postgraduate student of an affiliated institution which is paying any applicable article publishing charge ("APC") for Open Access articles. Where the Submitting Author wishes to make the Work available on an Open Access basis (and intends to pay the relevant APC), the terms of reuse of such Open Access shall be governed by a Creative Commons licence – details of these licences and which [Creative Commons](#) licence will apply to this Work are set out in our licence referred to above.

Other than as permitted in any relevant BMJ Author's Self Archiving Policies, I confirm this Work has not been accepted for publication elsewhere, is not being considered for publication elsewhere and does not duplicate material already published. I confirm all authors consent to publication of this Work and authorise the granting of this licence.

Protected by copyright, including for uses related to text and data mining, AI training, and similar technologies. Enseignement Supérieur (ABES).

Knowledge, attitude, and practice of nutritional support and immune-related adverse events among patients undergoing immunotherapy for liver cancer: a cross-sectional study

Running title: KAP of irAEs and nutrition and lifestyle

Wen Wen^{1,2}, Yingshuang Chen¹, Fangqing Gao^{3*}, Liling Tong⁴

¹Hepatobiliary and Pancreatic Surgery, Affiliated Haikou Hospital of Xiangya Medical College, Central South University, Haikou 570208, China.

²Philippine Christian University Center for International Education, Manila 1006, Philippines.

³Gastroenterology Department, Affiliated Haikou Hospital of Xiangya Medical College, Central South University, Haikou 570208, China.

⁴Nursing Department, Affiliated Haikou Hospital of Xiangya Medical College, Central South University, Haikou 570208, China.

***Corresponding author**

Fangqing Gao

Gastroenterology Department, Affiliated Haikou Hospital of Xiangya Medical College, Central South University

Address: No.43, Renmin Avenue, Meilan District, Haikou 570208, Hainan, China.

Email: 13876780494@163.com

Tel: +86 13876780494

ABSTRACT

Objectives: No study specifically examined the knowledge, attitude, and practice (KAP) toward immune-related adverse events (irAEs) and nutritional support in patients with liver cancer (LC), nor have they explored their lifestyle. This study aimed to address that issue.

Design: This cross-sectional study

Setting: This cross-sectional study was conducted at Haikou People’s Hospital from December 2022 to April 2023.

Participants: patients undergoing immunotherapy for LC.

Primary and secondary outcome measures: The mean knowledge, attitude, practice, and lifestyle scores.

Results: The study included 402 participants. The mean knowledge, attitude, practice, and lifestyle scores were 6.60 ± 3.51 (/10, 66.00%), 41.26 ± 5.06 (/50, 82.52%), 30.74 ± 4.20 (/40, 76.85%), and 42.37 ± 6.04 (/55, 77.04%). Attitude positively influenced practice ($\beta=0.381$, $P<0.001$) and lifestyle ($\beta=1.928$, $P<0.001$). The place of residence positively influenced attitude ($\beta=1.242$, $P=0.013$). The residential status positively influenced attitude ($\beta=1.619$, $P=0.044$). The number of immunotherapy lines positively influenced lifestyle ($\beta=1.928$, $P<0.001$). Gender positively influenced lifestyle ($\beta=1.431$, $P=0.023$).

Conclusion: Patients with LC and immunotherapy had moderate KAP toward irAEs and nutritional support. They also displayed moderate lifestyle scores. Urban residents, people not living alone, females, and those having received two or more immunotherapy treatments positively influence attitude, while attitude positively influences practice and lifestyle.

Keywords: knowledge, attitude, practice; liver cancer; nutritional support; immune-related adverse events (ir AE); lifestyle; cross-sectional study

Protected by copyright, including for uses related to text and data mining, AI training, and similar technologies. Ensignement Supérieur (ABES).

Strengths and limitations of this study

1. While a cross-sectional design is useful for capturing data at a single time point, it limits the ability to establish causality or infer temporal relationships between variables.
2. Conducting the study at a single hospital may introduce selection bias and limit the generalizability of the findings to other settings or populations.
3. The reliance on self-reported measures for assessing knowledge, attitude, practice, and lifestyle introduces the potential for response bias and social desirability bias, impacting the accuracy of the results.
4. Although the study identifies certain factors influencing attitudes and lifestyle, there may be other unmeasured confounding variables that could affect the outcomes.
5. While the study assesses KAP towards irAEs and nutritional support, and lifestyle factors, it may not capture all relevant aspects influencing patient care and outcomes during immunotherapy for LC.

1
2
3
4
5
6
7
8
9
10
11
12
13
14
15
16
17
18
19
20
21
22
23
24
25
26
27
28
29
30
31
32
33
34
35
36
37
38
39
40
41
42
43
44
45
46
47
48
49
50
51
52
53
54
55
56
57
58
59
60

INTRODUCTION

The estimated worldwide incidence of liver cancer in 2020 was 905,677 new cases, and mortality was 830,180 [1]. Most liver cancers are hepatocellular carcinoma (HCC), a highly lethal invasive carcinoma [2, 3]. The worldwide age-standardized annual mortality rates of liver cancer are 13.9 per 100,000 in men and 4.9 per 100,000 in women [1]. The most important risk factors for LC are preexisting liver cirrhosis and hepatitis B infection (due to both direct oncogenic effect and risk of cirrhosis) [2-5]. Risk factors for liver cirrhosis (and therefore risk factors for LC) include hepatitis C infection, alcohol use, and nonalcoholic steatohepatitis [2-5]. The incidence of LC is higher in men and generally follows the geographical distribution of hepatitis B virus and hepatitis C [2, 4, 5]. LC management is multidisciplinary and involves surgery (when possible), chemotherapy, targeted therapy, radiotherapy, and immunotherapy [2, 4, 5]. Despite optimal treatments, the 5-year survival is 18%, or 31% for localized disease, 11% for regional disease, and 2% for metastatic disease [6].

Immunotherapy is a recent paradigm in treating cancers, including LC [7-9]. Cancer cells can escape the immune system through the PD-1/PD-L1 pathway [10, 11], and drugs targeting PD-1 or PD-L1 have been developed to restore the immunosurveillance of cancer cells and their destruction [7-9]. Still, the PD-1/PD-L1 usually plays roles in immune tolerance and preventing autoimmune reactions [10, 11], and inhibiting the PD-1/PD-L1 pathway can lead to immune-related adverse events (irAEs). The pathogenesis of irAEs is still poorly understood, but they involve inflammatory reactions of normal tissues that can be bothersome but also life-threatening [12-14].

Adequate nutrition is also essential in patients with LC to ensure optimal outcomes, and nutritional support can be necessary in patients with inadequate nutrition due, for example, to gastrointestinal adverse events (AEs) from therapies [15, 16]. The management of irAEs and nutrition involves healthcare providers. It can involve medical interventions (e.g., management

Protected by copyright, including for uses related to text and data mining, AI training, and similar technologies. Ensignement Supérieur (ABES).

of irAEs, enteral nutrition, and hospitalization). Still, they also involve patient self-management in taking proper preventive measures and knowing when to consult, for example [17]. A knowledge, attitude, and practice (KAP) survey is a tool that provides quantitative and qualitative data about gaps, misconceptions, and misunderstandings that constitute barriers toward the optimal performance of a given task or set of tasks in a specific group of individuals [18, 19]. A systematic review showed that the eating habits of Chinese patients with cancer and chemotherapy were poor, but no data are available for immunotherapy specifically [20]. A study showed that Chinese patients with cancer had a basic understanding of irAEs [21], but the study was not specific to LC and did not evaluate attitudes and practices.

Therefore, this study aimed to investigate the KAP-lifestyle (KAP-L) of patients with LC and immunotherapy patients regarding nutritional support and irAEs. The results can provide crucial information to design educational interventions to improve patient self-management and outcomes.

1
2
3
4
5
6
7
8
9
10
11
12
13
14
15
16
17
18
19
20
21
22
23
24
25
26
27
28
29
30
31
32
33
34
35
36
37
38
39
40
41
42
43
44
45
46
47
48
49
50
51
52
53
54
55
56
57
58
59
60

MATERIALS AND METHODS

Study design and participants

This cross-sectional study was conducted at Haikou People’s Hospital from December 2022 to April 2023 and enrolled patients undergoing immunotherapy for LC. This study was approved by the Institutional Review Board of Haikou People’s Hospital (2022-Ethical Review-231). All participants signed the informed consent form before completing the survey.

The inclusion criteria were: 1) Aged 18-90 years old; 2) Pathologically confirmed locally advanced or unresectable liver cancer. The exclusion criteria were: 1) Surgical patients; 2) Simultaneously suffering from other malignant tumors; 3) Before or planned liver transplantation; 4) Active autoimmune diseases; 5) Ambiguous consciousness, unable to fill out by oneself or with assistance; 6) Withdrawal during the filling process.

Questionnaire and quality control

A self-designed questionnaire consisting of five dimensions was developed based on the relevant literature [12, 15, 16, 20-22]. After the questionnaire design, modifications were made by incorporating insights from 15 experts in nutrition in oncology and medical oncology, removing similar or redundant questions, and refining questions with unclear phrasing.

The final questionnaire encompassed 1) participants’ demographic information (including age, gender, residential area, education level and income level, et.al), 2) knowledge dimension (10 items, with a score of 1 assigned for correct answers and 0 for incorrect or uncertain responses), 3) attitude dimension (10 items, scored using a 5-point Likert scale, ranging from “strongly positive” (5 points) to “strongly negative” (1 point)), 4) practice dimension (eight items, scored using a 5-point Likert scale, ranging from “always” (5 points) to “never” (1 point)), and 5) lifestyle dimension (11 items, also scored using a 5-point Likert scale, ranging from “always” (5 points) to “never” (1 point)). Higher scores correspond to better knowledge, more positive attitudes, and more proactive practices.

Protected by copyright, including for uses related to text and data mining, AI training, and similar technologies.
Enseignement Supérieur (ABES)

Before the official distribution, a small-scale pilot test (70 participants) was conducted, yielding a Cronbach's α coefficient of 0.853, indicating strong internal consistency. An online questionnaire was developed using the WeChat-based Wenjuanxing platform. A QR code was generated for data collection via WeChat. The participants accessed and completed the questionnaire by scanning the QR code received via WeChat. In order to ensure the quality and completeness of the questionnaires, all items were made mandatory. The research team members reviewed the integrity, internal consistency, and rationality of all collected questionnaires. A given IP address could be used to submit a questionnaire only once. Questionnaires that took <110 s to complete were excluded. Questionnaires completed using all the same options (e.g., the first option) were deemed invalid.

Statistical analysis

The statistical analysis software was SPSS 26.0 (IBM, Armonk, NY, USA). Quantitative variables were described as means \pm standard deviations (SD), while group comparisons were conducted using Student's t-test or analysis of variance (ANOVA). Categorical variables were presented as n (%). Pearson's correlation analysis explored the relationships between knowledge, attitude, and practice scores. The study used a structural equation modeling (SEM) analysis to validate various causality hypotheses empirically. These hypotheses encompassed 1) knowledge has a direct impact on attitudes, practices, and lifestyles, 2) attitudes have a direct influence on practices and lifestyles, 3) residential area and status have direct influences on attitudes, 4) gender has direct influences on attitudes and lifestyles, and 5) assessing the direct association between the number of immunotherapy medication usage and lifestyles. All statistical tests were two-tailed, and P-values <0.05 were considered statistically significant.

RESULTS

Characteristics of the participants

The study included 419 respondents. After removing the following cases: 1) 1 respondent with abnormal height and weight, 2) 9 respondents answered with logical errors, and 3) 7 respondents with a completion time of less than 110 seconds, a total of 402 valid questionnaires were included in the analysis. The participants were 56.84±11.93 years old. Most participants were male (71.89%), had a BMI of 18.5-23.9 kg/m² (60.95%), were living in rural areas (55.97%), were not living alone (89.30%), were married (90.05%), had high school or technical secondary school education (34.08%), had an income of 2000-5000 RBM/months (48.76%), had health insurance (99.50%), had gastrointestinal symptom (50.75%), did not experience irAEs (89.80%), received one line of immunotherapy (54.23%), and were not familiar with the name of their immunotherapy (65.17%) (Table 1).

Knowledge

The mean knowledge score was 6.60±3.51 (/10, 66.00%). No significant differences were observed according to the characteristics of the participants. The knowledge item with the lowest score was K1 (50.75%; “Adverse reactions can occur during immunotherapy, but they are normal occurrences that do not require excessive attention.”), while the item with the highest score was K9 (72.39%; “Prompt identification and timely reporting of symptoms of malnutrition and immune-related events to healthcare professionals are not only beneficial for immunotherapy and ameliorating immune-related adverse symptoms and nutritional status but also increase the likelihood of continuing immunotherapy.”) (Table 2).

Attitude

The mean attitude score was 41.26±5.06 (/50, 82.52%). Higher attitude scores were observed in urban dwellers (P=0.010), those not living alone (P=0.035), and those with higher income (P=0.005) (Table 1). The attitude item with the lowest score was A1 (64.52%; “I

Protected by copyright, including for uses related to text and data mining, AI training, and similar technologies. Ensignement Supérieur (ABES).

consider nutritional support to be highly significant throughout the entire course of immunotherapy.”), while the item with the highest score was A10 (93.28%; “I believe that maintaining a positive mindset and quality sleep are important during immunotherapy.”) (Table 2).

Practice

The mean practice score was 30.74 ± 4.20 (40, 76.85%). Higher practice scores were observed in females ($P=0.027$), widows ($P=0.031$), and with more than one immunotherapy line ($P=0.001$) (Table 1). The practice item with the lowest score was P6 (39.53%; “If required, I am prepared to receive enteral feeding through nasogastric/nasoenteric tubes.”), while the item with the highest score was P1 (86.07%; “I am capable of cooperating with medical personnel for comprehensive treatment monitoring and follow-up.”) (Table 2).

Lifestyle

The mean lifestyle score was 42.37 ± 6.04 (55, 77.04%). Higher lifestyle scores were observed in females ($P=0.027$), widows ($P=0.031$), and with more than one immunotherapy line ($P=0.001$) (Table 1). The lifestyle item with the lowest score was L11 (30.35%; “Citrus fruits (grapefruit, pomelo, honey pomelo, etc.).”), while the item with the highest score was L2 (83.84%; “Alcohol consumption”) (Table 2).

Correlations

The knowledge scores were correlated to the attitude scores ($r=0.105$, $P=0.035$). The attitude scores were correlated to the practice ($r=0.460$, $P<0.001$) and lifestyle ($r=0.486$, $P<0.001$) scores. The practice scores were correlated to the lifestyle scores ($r=0.269$, $P<0.001$).

Structural equation modeling

As shown in Table 3 and Figure 1, attitude positively influenced practice ($\beta=0.381$, $P<0.001$) and lifestyle ($\beta=1.928$, $P<0.001$). The place of residence positively influenced attitude ($\beta=1.242$, $P=0.013$). The residential status positively influenced attitude ($\beta=1.619$,

P=0.044). The number of immunotherapy lines positively influenced lifestyle (β =1.928, P<0.001). Gender positively influenced lifestyle (β =1.431, P=0.023). Table S1 shows that the SEM analysis had a good fit.

For peer review only

Protected by copyright, including for uses related to text and data mining, AI training, and similar technologies. Enseignement Supérieur (ABES).

DISCUSSION

No study specifically examined the KAP toward irAEs and nutritional support in patients with LC. This study aimed to address that issue. Therefore, this study aimed to investigate the KAP of patients with LC and immunotherapy patients regarding nutritional support and irAEs and their lifestyle. The results suggest that patients with LC and immunotherapy had moderate KAP toward irAEs and nutritional support. They also displayed moderate lifestyle scores. Urban residents, people not living alone, females, and those having received two or more immunotherapy treatments positively influence attitude, while attitude positively influences practice and lifestyle.

Self-management is a critical component of cancer care. Indeed, the patients must remain aware of the signs and symptoms that should prompt consultation. At home, they are also responsible for maintaining lifestyle habits that could improve their prognosis or, at least, not worsen it [17]. A previous systematic review revealed poor KAP toward good eating habits among Chinese patients on chemotherapy for various types of cancers [20]. That previous study supports the present one, which showed poor lifestyle scores for several foods in patients with LC and immunotherapy. Increasing evidence indicates that a healthy diet can improve the outcomes of immunotherapy [23, 24]. Although the knowledge about which food can improve immunotherapy outcomes is lacking, it appears, for now, that a healthy diet, in general, improves the response to immunotherapy. Hence, good lifestyle habits should be promoted among patients on immunotherapy.

For example, in this study, 30 (7.46%) participants were still regularly smoking, 17 (4.23%) participants were still drinking alcohol, 32 (7.96%) participants were not avoiding unhealthy cooking methods, 40 (9.95%) participants were not avoiding high oil, high salt, spicy, 43 (10.69%) participants were not consuming high-protein foods, 57 (14.18%) participants were not consuming light and easily digestible foods, 42 (10.45%) participants

were not eating foods rich in vitamins, 55 (13.68%) participants were eating stimulant foods, and 28 (6.97%) participants were eating sugary beverages. Of importance, most participants (72.64%) did not eat probiotics, and 50.99 were not eating citrus fruits. Probiotics are important in the management of gastrointestinal side effects of cancer treatments [25].

Therefore, the healthy lifestyle of the study population was not ideal. Especially, smoking and alcohol consumption are independent risk factors for confirmed liver cancer [2-5], and they affect liver function and immunotherapy efficacy [26].

Recent data also suggests that probiotics should be encouraged to prevent irAEs [27]. Indeed, regulation of the gut microbiome appears crucial in preventing irAEs [28]. The gut microbiota was also shown to modulate the response to immunotherapy, with distinct responses to immunotherapy according to the composition of the microbiome [29]. Gut dysbiosis can even lead to resistance to immunotherapy [29]. Hence, administering specific bacteria could be used to improve the response to immunotherapy and prevent irAEs [30].

Citrus fruits are rich in vitamins and antioxidants and play roles in maintaining the integrity of immunological barriers and in supporting immune cells [31]. On the other hand, citrus fruits are rich in active ingredients, such as furacoumarin, naringin, and bergamot, that can inhibit the activity of metabolic enzymes (mainly UGT1A3 or UGT2B7) [32]. UGT1A3 is involved in the metabolic elimination of many aromatic hydrocarbons, amines, non-steroidal anti-inflammatory drugs, and statins [33]. UGT2B7 participates in drug glucuronidation reactions, including anticancer drugs, gemcitabine, etc. It can also bind many endogenous substances, such as bile acids, androgens, and estrogen [34]. When certain drugs metabolized by UGT1A3 or UGT2B7 enzymes are taken together with pomelo, it may affect the metabolism and excretion of the drugs, leading to increased adverse reactions. Therefore, in the future, intervention research on the impact of fruits such as grapefruit on medication can be strengthened.

Protected by copyright, including for uses related to text and data mining, AI training, and similar technologies. Ensignement Supérieur (ABES).

IrAEs can be simply bothersome but also life-threatening [12-14]. Still, irAEs appear to be related to the efficacy of immunotherapy [35, 36]. Therefore, the patients have to maintain a good attitude and practice toward the management of irAEs and know when to consult and how to deal with them. A study showed that Chinese patients with cancer had a basic understanding of irAEs [21] but that there were several gaps in knowledge, as observed in the present study. In particular, the patients should be educated on the nature of irAEs and their manifestations.

People living in urban areas and not living alone often enjoy a higher socioeconomic status, and it is well-known that higher socioeconomic status is associated with better health literacy [37]. In the present study, the knowledge scores were only correlated to the attitude scores, while the attitude scores were correlated to the practice and lifestyle scores. Although knowledge did not influence attitude in the SEM, improving knowledge could translate into attitude, practice, and lifestyle improvements. Healthcare providers are a primary source of information for the patients, but previous studies revealed relatively poor KAP toward cancer nutritional support [22, 38] and irAEs [39] among healthcare providers. Future studies should examine the KAP toward irAEs and nutritional support among healthcare providers. Educational interventions should be designed for the patients and maybe also for the healthcare providers.

This study has limitations. It was a single-center study. Even though 402 patients with LC and immunotherapy represent a relatively large sample size, it is still too small to derive correlations and recommendations regarding the KAP-L in patients with LC. The study was cross-sectional in design, preventing the analysis of causality. Still, a SEM analysis was performed to infer causality, but it must be remembered that the causality is purely statistical and remains to be confirmed. In addition, the data represent a single point in time. Still, the results could serve as a historical baseline to evaluate the effect of future interventions. Future

1
2
3
4
5
6
7
8
9
10
11
12
13
14
15
16
17
18
19
20
21
22
23
24
25
26
27
28
29
30
31
32
33
34
35
36
37
38
39
40
41
42
43
44
45
46
47
48
49
50
51
52
53
54
55
56
57
58
59
60

studies should examine the impact of health education on the KAP-L of patients with LC and immunotherapy. The questionnaire was designed by local investigators based on local practice, policies, and reality, limiting generalizability. Finally, all KAP studies are at risk of the social desirability bias, in which some participants might be tempted to answer what they know they should do instead of what they are actually doing [40, 41].

It is recommended to expand the scope of the survey and include hospitals in different regions and levels to validate the results of this study. Clinical intervention research should be performed on the knowledge, attitude, behavior, and lifestyle level of nutrition and irAEs in patients with LC and immunotherapy and evaluate the effectiveness of the intervention. The impact of good sleep and moderate exercise (as good lifestyles) in relation to nutrition and irAEs should also be examined.

In conclusion, patients with LC and immunotherapy had moderate KAP toward irAEs and nutritional support. They also displayed moderate lifestyle scores. Urban residents, people not living alone, females, and those having received two or more immunotherapy treatments positively influence attitude, while attitude positively influences practice and lifestyle.

Protected by copyright, including for uses related to text and data mining, AI training, and similar technologies. Ensignement Supérieur (ABES).

Declarations

Ethics approval and consent to participate

This work has been carried out in accordance with the Declaration of Helsinki (2000) of the World Medical Association. This study was approved by the Institutional Review Board of Haikou People's Hospital (2022-Ethical Review-231). All participants signed the informed consent form before completing the survey.

The Patient and Public Involvement statement

No patient or public involved in this study.

Consent for publication

Not applicable

Availability of data and materials

All data generated or analyzed during this study are included in this article and its supplementary materials.

Competing interests

The authors declare that they have no competing interests.

Funding

This study was supported by Hainan Provincial Natural Science Foundation of China (823MS169) to Wen Wen and the Healthy Department of Hainan province (22A200123) to Wen Wen.

Authors' contributions

Wen Wen and Fangqing Gao carried out the studies, participated in collecting data, and drafted the manuscript. Yingshuang Chen and Liling Tong performed the statistical analysis and participated in its design. Wen Wen and Yingshuang Chen participated in acquisition, analysis, or interpretation of data and draft the manuscript. All authors read and approved the final manuscript.

1
2
3
4
5
6
7
8
9
10
11
12
13
14
15
16
17
18
19
20
21
22
23
24
25
26
27
28
29
30
31
32
33
34
35
36
37
38
39
40
41
42
43
44
45
46
47
48
49
50
51
52
53
54
55
56
57
58
59
60

Acknowledgements

None.

For peer review only

Protected by copyright, including for uses related to text and data mining, AI training, and similar technologies.
Enseignement Supérieur (ABES).

REFERENCES

- 1 Sung H, Ferlay J, Siegel RL, et al. Global Cancer Statistics 2020: GLOBOCAN Estimates of Incidence and Mortality Worldwide for 36 Cancers in 185 Countries. *CA Cancer J Clin* 2021;71:209-49.
- 2 NCCN Clinical Practice Guidelines in Oncology (NCCN Guidelines). Hepatocellular Carcinoma. Version 1.2023. Fort Washington: National Comprehensive Cancer Network; 2023.
- 3 Villanueva A. Hepatocellular Carcinoma. *N Engl J Med* 2019;380:1450-62.
- 4 Marrero JA, Kulik LM, Sirlin CB, et al. Diagnosis, Staging, and Management of Hepatocellular Carcinoma: 2018 Practice Guidance by the American Association for the Study of Liver Diseases. *Hepatology* 2018;68:723-50.
- 5 Vogel A, Cervantes A, Chau I, et al. Hepatocellular carcinoma: ESMO Clinical Practice Guidelines for diagnosis, treatment and follow-up. *Ann Oncol* 2018;29:iv238-iv55.
- 6 Siegel RL, Miller KD, Wagle NS, et al. Cancer statistics, 2023. *CA Cancer J Clin* 2023;73:17-48.
- 7 Mandlik DS, Mandlik SK, Choudhary HB. Immunotherapy for hepatocellular carcinoma: Current status and future perspectives. *World J Gastroenterol* 2023;29:1054-75.
- 8 Sangro B, Sarobe P, Hervas-Stubbs S, et al. Advances in immunotherapy for hepatocellular carcinoma. *Nat Rev Gastroenterol Hepatol* 2021;18:525-43.
- 9 Li J, Xuan S, Dong P, et al. Immunotherapy of hepatocellular carcinoma: recent progress and new strategy. *Front Immunol* 2023;14:1192506.
- 10 Han Y, Liu D, Li L. PD-1/PD-L1 pathway: current researches in cancer. *Am J Cancer Res* 2020;10:727-42.
- 11 Ghosh C, Luong G, Sun Y. A snapshot of the PD-1/PD-L1 pathway. *J Cancer* 2021;12:2735-46.

12 NCCN Clinical Practice Guidelines in Oncology (NCCN Guidelines).Management of
13 Immunotherapy-Related Toxicities. Version 2.2023. Fort Washington: National
14 Comprehensive Cancer Network; 2023.

13 Conroy M, Naidoo J. Immune-related adverse events and the balancing act of
14 immunotherapy. *Nat Commun* 2022;13:392.

14 Choi J, Lee SY. Clinical Characteristics and Treatment of Immune-Related Adverse
15 Events of Immune Checkpoint Inhibitors. *Immune Netw* 2020;20:e9.

15 van Dijk AM, Coppens BJP, van Beers MA, et al. Nutritional status in patients with
16 hepatocellular carcinoma: Potential relevance for clinical outcome. *Eur J Intern Med*
17 2022;104:80-88.

16 Elsebaie EM, Abdel-Fattah AN, Bakr NA, et al. Principles of Nutritional Management
17 in Patients with Liver Dysfunction—A Narrative Review. *Livers* 2023;3:190-218.

17 van Dongen SI, de Nooijer K, Cramm JM, et al. Self-management of patients with
18 advanced cancer: A systematic review of experiences and attitudes. *Palliat Med* 2020;34:160-
19 78.

18 Andrade C, Menon V, Ameen S, et al. Designing and Conducting Knowledge, Attitude,
19 and Practice Surveys in Psychiatry: Practical Guidance. *Indian J Psychol Med* 2020;42:478-
20 81.

19 World Health Organization. Advocacy, communication and social mobilization for TB
20 control: a guide to developing knowledge, attitude and practice surveys.
21 http://whqlibdoc.who.int/publications/2008/9789241596176_eng.pdf. Accessed November 22,
22 20222008.

20 Tang H, Zhang Y, Cao B, et al. Knowledge, attitudes and behaviors toward healthy
21 eating among Chinese cancer patients treated with chemotherapy: A systematic review. *Asia*
22 *Pac J Oncol Nurs* 2023;10:100163.

Protected by copyright, including for uses related to text and data mining, AI training, and similar technologies.
Enseignement Supérieur (ABES)

- 21 Zhang L, Wang J, Zhang B, et al. Attitudes and Practices of Immune Checkpoint Inhibitors in Chinese Patients With Cancer: A National Cross-Sectional Survey. *Front Pharmacol* 2021;12:583126.
- 22 Zhang XW, Li W, Chen GY, et al. Knowledge, Attitude and Practice (K-A-P) of Cancer Nutrition in Chinese Medical Staff. *J Nutr Oncol* 2017;2:83-90.
- 23 Spencer CN, McQuade JL, Gopalakrishnan V, et al. Dietary fiber and probiotics influence the gut microbiome and melanoma immunotherapy response. *Science* 2021;374:1632-40.
- 24 Soldati L, Di Renzo L, Jirillo E, et al. The influence of diet on anti-cancer immune responsiveness. *J Transl Med* 2018;16:75.
- 25 Rodriguez-Arrastia M, Martinez-Ortigosa A, Rueda-Ruzafa L, et al. Probiotic Supplements on Oncology Patients' Treatment-Related Side Effects: A Systematic Review of Randomized Controlled Trials. *Int J Environ Res Public Health* 2021;18.
- 26 Deshpande RP, Sharma S, Watabe K. The Confounders of Cancer Immunotherapy: Roles of Lifestyle, Metabolic Disorders and Sociological Factors. *Cancers (Basel)* 2020;12.
- 27 Yoshikawa S, Taniguchi K, Sawamura H, et al. Encouraging probiotics for the prevention and treatment of immune-related adverse events in novel immunotherapies against malignant glioma. *Explor Target Antitumor Ther* 2022;3:817-27.
- 28 Zhang Y, Cheng S, Zou H, et al. Correlation of the gut microbiome and immune-related adverse events in gastrointestinal cancer patients treated with immune checkpoint inhibitors. *Front Cell Infect Microbiol* 2023;13:1099063.
- 29 Yu ZK, Xie RL, You R, et al. The role of the bacterial microbiome in the treatment of cancer. *BMC Cancer* 2021;21:934.
- 30 Fernandes MR, Aggarwal P, Costa RGF, et al. Targeting the gut microbiota for cancer therapy. *Nat Rev Cancer* 2022;22:703-22.

31 Miles EA, Calder PC. Effects of Citrus Fruit Juices and Their Bioactive Components on Inflammation and Immunity: A Narrative Review. *Front Immunol* 2021;12:712608.

32 Liu D, Wu J, Xie H, et al. Inhibitory Effect of Hesperetin and Naringenin on Human UDP-Glucuronosyltransferase Enzymes: Implications for Herb-Drug Interactions. *Biol Pharm Bull* 2016;39:2052-59.

33 Li Y, Meng Q, Yang M, et al. Current trends in drug metabolism and pharmacokinetics. *Acta Pharm Sin B* 2019;9:1113-44.

34 Jarrar Y, Lee SJ. The Functionality of UDP-Glucuronosyltransferase Genetic Variants and their Association with Drug Responses and Human Diseases. *J Pers Med* 2021;11.

35 Socinski MA, Jotte RM, Cappuzzo F, et al. Association of Immune-Related Adverse Events With Efficacy of Atezolizumab in Patients With Non-Small Cell Lung Cancer: Pooled Analyses of the Phase 3 IMpower130, IMpower132, and IMpower150 Randomized Clinical Trials. *JAMA Oncol* 2023;9:527-35.

36 Wang D, Chen C, Gu Y, et al. Immune-Related Adverse Events Predict the Efficacy of Immune Checkpoint Inhibitors in Lung Cancer Patients: A Meta-Analysis. *Front Oncol* 2021;11:631949.

37 Svendsen MT, Bak CK, Sorensen K, et al. Associations of health literacy with socioeconomic position, health risk behavior, and health status: a large national population-based survey among Danish adults. *BMC Public Health* 2020;20:565.

38 Mubin N, Bin Abdul Baten R, Jahan S, et al. Cancer related knowledge, attitude, and practice among community health care providers and health assistants in rural Bangladesh. *BMC Health Serv Res* 2021;21:191.

39 da Silva GFM, Landim J, Dos Santos Brasil LT, et al. Knowledge gap about immune checkpoint inhibitors among rheumatologists and medical students: a survey. *Rheumatol Int* 2021;41:939-42.

Protected by copyright, including for uses related to text and data mining, AI training, and similar technologies. Ensignement Supérieur (ABES).

40 Bergen N, Labonte R. "Everything Is Perfect, and We Have No Problems": Detecting
and Limiting Social Desirability Bias in Qualitative Research. *Qual Health Res* 2020;30:783-
92.

41 Latkin CA, Edwards C, Davey-Rothwell MA, et al. The relationship between social
desirability bias and self-reports of health, substance use, and social network factors among
urban substance users in Baltimore, Maryland. *Addict Behav* 2017;73:133-36.

For peer review only

1
2
3
4
5
6
7
8
9
10
11
12
13
14
15
16
17
18
19
20
21
22
23
24
25
26
27
28
29
30
31
32
33
34
35
36
37
38
39
40
41
42
43
44
45
46
47
48
49
50
51
52
53
54
55
56
57
58
59
60

Figure lgend

Figure 1. Structural equation modeling (SEM).

For peer review only

Protected by copyright, including for uses related to text and data mining, AI training, and similar technologies.
Enseignement Supérieur (ABES).

Table 1. Characteristics of the participants and KAP scores.

Variables	n (%)	Knowledge		Attitude		Practice		Lifestyle	
		Mean±SD	P	Mean±SD	P	Mean±SD	P	Mean±SD	P
Total Score	402	6.60±3.51		41.26±5.06		30.74±4.17		42.37±6.04	
Gender			0.385		0.694		0.384		0.027
Male	289 (71.89)	6.69±3.39		41.32±4.63		30.86±3.78		41.95±6.24	
Female	113 (28.11)	6.35±3.79		41.10±6.05		30.45±4.17		43.43±5.36	
Age (years)	56.84±11.93								
Body mass index (kg/m²)			0.550		0.687		0.406		0.570
<18.5	55 (13.68)	6.16±3.68		41.69±4.57		30.05±4.17		43.07±6.99	
18.5-23.9	245 (60.95)	6.61±3.44		41.09±5.13		30.90±4.17		42.36±5.78	
≥24	102 (25.37)	6.80±3.59		41.41±5.16		30.75±3.78		42.00±6.12	
Residential area			0.061		0.010		0.347		0.274
Rural	225 (55.97)	6.31±3.53		40.68±4.89		30.57±4.16		42.08±5.51	
City	177 (44.03)	6.97±3.46		41.99±5.19		30.97±4.25		42.74±6.65	
Residential status			0.560		0.035		0.084		0.136

Living alone	43 (10.70)	6.30±3.56	39.72±4.76	29.70±4.68	41.07±6.00	
Living with others	359 (89.30)	6.63±3.50	41.44±5.07	30.87±4.33	42.52±6.03	
Marital Status			0.918	0.148	0.153	0.031
Unmarried	22 (5.47)	6.14±3.76	40.36±4.75	29.91±4.68	39.09±6.45	
Married	362 (90.05)	6.64±3.50	41.32±5.09	30.75±4.33	42.49±5.99	
Divorced	8 (1.99)	6.25±3.49	38.25±5.47	29.50±5.05	42.38±5.15	
Widowed	10 (2.49)	6.50±3.81	43.40±3.53	33.30±3.53	45.20±5.55	
Education			0.426	0.449	0.310	0.233
Junior high school and below	79 (19.65)	6.56±3.60	40.96±5.89	30.01±4.35	42.67±5.95	
High school/technical secondary school	137 (34.08)	6.33±3.60	41.72±4.61	31.25±3.66	42.81±5.69	
College	112 (27.86)	6.92±3.36	40.72±5.05	30.71±3.94	42.12±6.04	
Bachelor's degree	68 (16.92)	6.82±3.46	41.35±5.03	30.56±4.88	41.99±6.39	
Postgraduate and above	6 (1.49)	4.67±3.27	43.33±3.33	31.67±2.25	37.33±9.61	

Average monthly income,			0.500	0.005	0.276	0.094
RMB						
<2000	86 (21.39)	6.13±3.70	39.66±5.88	30.05±4.11	42.19±5.97	
2000-5000	196 (48.76)	6.81±3.39	41.87±4.58	31.04±3.86	42.64±5.93	
5001-10,000	83 (20.65)	6.52±3.64	40.90±5.39	30.69±4.11	42.98±5.89	
10,001-20,000	23 (5.72)	6.30±3.50	41.87±3.86	30.22±3.86	39.26±6.88	
>20,000	14 (3.48)	7.50±3.16	43.50±3.46	32.07±3.86	41.21±6.55	
Types of health insurance						
Urban Employee Basic	134 (33.33)	6.94±3.37	41.70±4.90	30.93±4.11	42.82±5.96	
Medical Insurance						
New Rural Cooperative	207 (51.49)	6.24±3.57	40.87±5.16	30.76±4.11	41.91±6.08	
Medical Insurance						
Urban Resident Basic	53 (13.18)	7.11±3.46	42.06±4.72	30.75±3.86	43.66±5.73	
Medical Insurance						
Commercial Insurance	6 (1.49)	6.33±4.56	40.33±6.25	29.67±5.75	38.17±7.11	
Self-payment	2 (0.50)	8.00±1.41	33.00±1.41	20.00±8.49	38.00±4.24	

GI Symptoms						
Loss of appetite	113 (28.11)	6.09±3.45	41.15±4.33	30.44±4.65	40.89±6.72	
Nausea and vomiting	54 (13.43)	6.80±3.20	40.89±4.90	29.81±5.08	39.52±7.87	
Constipation	53 (13.18)	6.25±3.59	40.72±5.26	29.70±4.91	40.13±6.30	
Diarrhea	34 (8.46)	7.41±2.84	40.88±3.67	30.00±4.65	41.15±6.63	
Oral ulcers	18 (4.48)	6.94±3.46	41.89±4.17	31.56±4.65	39.89±8.63	
Dry Mouth	45 (11.19)	6.11±3.49	41.07±4.86	30.24±4.65	41.91±6.78	
Altered taste perception	27 (6.72)	5.37±3.56	40.44±4.97	30.81±5.08	41.59±8.02	
Altered smell perception	8 (1.99)	4.75±3.45	41.13±3.72	29.13±6.33	41.00±8.64	
Swallowing Difficulties	13 (3.23)	6.38±3.64	40.08±6.49	29.31±5.09	41.38±7.09	
Feeling of fullness	48 (11.94)	5.65±3.44	41.65±4.35	31.40±4.65	43.33±6.57	
Pain	66 (16.42)	6.39±3.71	42.29±4.04	30.56±3.89	43.06±6.00	
None	198 (49.25)	6.80±3.52	40.98±5.45	30.88±4.07	43.28±5.18	
IrAEs			0.527	0.276	0.122	0.954
Yes	41 (10.20)	6.27±3.78	42.07±4.42	29.78±4.18	42.32±6.60	
No	361 (89.80)	6.63±3.48	41.16±5.13	30.85±4.20	42.37±5.98	

Symptoms you experienced						
Capillary Proliferation Syndrome		9 (2.24)	4.89±3.95	41.11±3.37	31.00±2.96	42.78±7.66
Other skin reactions (rash, papules, itching, vitiligo, etc.)		18 (4.48)	6.89±3.41	40.94±4.32	30.83±3.09	41.67±7.04
Gastrointestinal reactions (diarrhea, colitis, abdominal pain, nausea, vomiting, etc.)		16 (3.98)	6.75±3.24	41.75±4.30	30.00±4.76	40.25±6.22
Hepatic reactions		7 (1.74)	5.14±3.39	43.29±3.99	30.43±3.09	43.86±7.24
Endocrine reactions (hypothyroidism, hyperthyroidism,		2 (0.50)	9.50±0.71	40.00±8.49	26.00±8.49	35.00±11.31

adrenal insufficiency,						
etc.)						
Pneumonia	1 (0.25)	9.00	40	29	30	
Cardiac reactions	0	0	0	0	0	
Renal toxicity	0	0	0	0	0	
(nephritis)						
Muscle or joint pain,	13 (3.23)	5.85±3.74	41.92±4.82	30.08±5.44	44.92±2.99	
muscle weakness						
Other	4 (1.00)	7.50±4.36	39.75±5.06	27.75±5.44	41.00±9.56	
Number of			0.736	0.529	0.620	0.001
immunotherapy						
medication						
1	218 (54.23)	6.65±3.50	41.11±5.04	30.84±3.71	41.45±5.88	
>1	184 (45.77)	6.53±3.52	41.43±5.09	30.63±4.73	43.46±6.06	

Familiar with the specific		0.990	0.724	0.806	0.884
names of the					
immunotherapy drugs					
Yes	140 (34.83)	6.60±3.62	41.38±5.03	30.81±4	42.43±6.71
No	262 (65.17)	6.60±3.45	41.19±5.09	30.71±4	42.34±5.66

Table 2. Knowledge, attitudes, and practices

Statement	Accuracy, n (%)
K1. Adverse reactions can occur during immunotherapy, but they are normal occurrences that do not require excessive attention.	204 (50.75)
K2. Skin toxicities (rashes, dermatitis, capillary proliferation), endocrine toxicities (hypothyroidism, hyperthyroidism, adrenal insufficiency), hepatic toxicities, cardiac toxicities, gastrointestinal toxicities (abdominal pain, diarrhea, pneumonia, renal toxicity (immune nephritis leading to proteinuria), etc., might emerge during the immunotherapy process.	247 (61.44)
K3. The liver is engaged in digestion, synthesis, and metabolic processes of various nutrients; impaired liver function significantly elevates the incidence of malnutrition in liver cancer patients.	245 (60.95)
K4. Tumor progression and immunotherapy can exacerbate malnutrition due to deteriorating liver function, which, in turn, affects the prognosis of liver cancer patients, leading to a vicious cycle.	231 (57.46)
K5. Liver cancer patients undergoing treatment should undergo nutritional screening and assessment, followed by personalized nutritional interventions based on their nutritional status.	281 (69.90)
K6. Nutritional risk screening and assessment include disease status, dietary surveys, weight change, anthropometric measurements, laboratory examinations, etc.	290 (72.14)

K7. Nutritional support encompasses dietary guidance, oral supplements, enteral nutrition, and parenteral nutrition. 283 (70.40)

K8. Appropriate and effective nutritional interventions can optimize the intake structure and quantity of nutrients, improve nutritional status and liver function, enhance tolerance to surgery or other treatments, enhance immune conditions, reduce complications during treatment, elevate quality of life, and extend survival time. 290 (72.14)

K9. Prompt identification and timely reporting of symptoms of malnutrition and immune-related events to healthcare professionals are not only beneficial for immunotherapy and ameliorating immune-related adverse symptoms and nutritional status but also increase the likelihood of continuing immunotherapy. 291 (72.39)

K10. Liver cancer patients receiving immunotherapy should be managed comprehensively throughout the cycle, from screening and assessment to diagnosis, supportive treatment, monitoring, and follow-up, focusing on nutritional and adverse event management. 290 (72.14)

Attitude	Strongly Agree	Agree	Neutral	Disagree	Strongly Disagree
A1. I consider nutritional support highly significant throughout the entire course of immunotherapy.	230 (27.21)	150 (37.31)	16 (3.98)	2 (0.50)	4 (1.00)
A2. I believe that targeted nutritional interventions can enhance the efficacy of immunotherapy.	196 (48.76)	175 (43.53)	25 (6.22)	2 (0.50)	4 (1.00)

1
2
3
4
5
6
7
8
9
10
11
12
13
14
15
16
17
18
19
20
21
22
23
24
25
26
27
28
29
30
31
32
33
34
35
36
37
38
39
40
41
42
43
44
45
46

A3. I deem continuous monitoring of adverse immune events to be essential.	208 (51.74)	160 (39.80)	32 (7.96)	0	2 (0.50)
A4. I would be concerned about adverse reactions following immunotherapy.	169 (42.04)	183 (45.52)	36 (8.96)	6 (1.49)	8 (1.99)
A5. I find it necessary to monitor nutrition-related indicators comprehensively.	188 (46.77)	172 (42.79)	30 (7.46)	6 (1.49)	6 (1.49)
A6. I think consuming high-quality proteins, abundant dietary fiber, and appropriate carbohydrates is crucial.	216 (53.73)	158 (39.30)	23 (5.72)	3 (0.75)	2 (0.50)
A7. I wish to acquire further knowledge about nutritional support through professional channels.	200 (49.75)	163 (40.55)	32 (7.96)	2 (0.50)	5 (1.24)
A8. I desire to gain more insights through professional channels regarding self-management, emergency responses, and precautions for managing adverse events during immunotherapy.	193 (48.01)	175 (43.53)	27 (6.72)	4 (1.00)	3 (0.75)
A9. I am confident in maintaining a relatively favorable nutritional status.	179 (44.53)	165 (41.04)	45 (11.19)	7 (1.74)	6 (1.49)

A10. I believe that maintaining a positive mindset and quality sleep are important during immunotherapy.

Practice	Always	Frequently	Sometimes	Occasionally	Never
P1. I can cooperate with medical personnel for comprehensive treatment monitoring and follow-up.	216 (53.73)	130 (32.34)	43 (10.70)	6 (1.49)	7 (1.74)
P2. I will regularly monitor nutrition-related indicators such as body weight, body mass index, grip strength, albumin, and prognostic nutritional index.	177 (44.03)	140 (34.83)	55 (13.68)	22 (5.47)	8 (1.99)
P3. If a physician recommends it, I will take medication to enhance appetite, digestion, and absorption.	192 (47.76)	132 (32.84)	53 (13.18)	18 (4.48)	7 (1.74)
P4. I will proactively seek relevant knowledge about immunotherapy nutrition and adverse reactions through professional channels such as healthcare providers, health promotion columns, books, and television.	172 (42.79)	126 (31.34)	64 (15.92)	27 (6.72)	13 (3.23)

P5. I will undergo oral nutritional supplementation, including branched-chain amino acids, omega-3 fatty acids, and vitamin D if necessary.	162 (40.30)	118 (29.35)	60 (14.93)	31 (7.71)	31 (7.71)
P6. If required, I am prepared to receive enteral feeding through nasogastric/nasoenteric tubes.	133 (33.08)	38 (6.45)	46 (11.44)	36 (8.96)	149 (37.06)
P7. If necessary, I am open to receiving parenteral nutrition support (intravenous administration).	123 (30.60)	43 (10.70)	52 (12.94)	56 (13.93)	128 (31.84)
P8. I will maintain moderate physical exercise to improve my overall physical condition.	176 (43.78)	122 (30.35)	55 (13.68)	34 (8.46)	15 (3.73)
Lifestyle	Never	Occasionally	Sometime	Frequently	Always
In your daily lifestyle habits, what is your eating frequency for the following types:					
L1. Smoking	272 (67.66)	38 (9.45)	27 (6.72)	35 (8.71)	30 (7.46)
L2. Alcohol consumption	285 (70.90)	52 (12.94)	27 (6.72)	21 (5.22)	17 (4.23)
L3. Cooking methods involving frying, smoking, baking, pickling, etc.	223 (55.47)	100 (24.88)	47 (11.69)	19 (4.73)	13 (3.23)

L4. High-fat, high-salt, spicy foods (such as chili peppers, onions, ginger, raw garlic, and pepper)	212 (52.74)	100 (24.88)	50 (12.44)	27 (6.72)	13 (3.23)
L5. High-quality protein sources (legumes, eggs, meat, fish, shellfish, dairy products, etc.)	22 (5.47)	21 (5.22)	37 (9.20)	224 (55.72)	98 (24.38)
L6. Light and easily digestible foods (egg custard, millet porridge, lotus root powder, Chinese yam)	15 (3.73)	42 (10.45)	61 (15.17)	213 (52.99)	71 (17.66)
L7. Foods rich in vitamins (fresh vegetables and fruits, such as spinach, cabbage, kiwi, tomatoes, etc.)	8 (1.99)	34 (8.46)	42 (10.45)	217 (53.98)	101 (25.12)
L8. Stimulants like coffee, chocolate, and strong tea	247 (61.44)	70 (17.41)	30 (7.46)	38 (9.45)	17 (4.23)
L9. Probiotics	202 (50.25)	90 (22.39)	51 (12.69)	37 (9.20)	22 (5.47)
L10. Sugary beverages	215 (53.48)	114 (28.36)	45 (11.19)	20 (4.98)	8 (1.99)
L11. Citrus fruits (grapefruit, pomelo, honey pomelo, etc.)	93 (23.13)	112 (27.86)	75 (18.66)	92 (22.89)	30 (7.46)

Table 3. SEM, including lifestyle

			β	P
Attitude	<---	Gender	-0.457	0.407
Attitude	<---	Residential area	1.242	0.013
Attitude	<---	Knowledge	0.128	0.069
Attitude	<---	Residential status	1.619	0.044
Lifestyle	<---	Knowledge	-0.048	0.565
Practice	<---	Knowledge	0.011	0.841
Lifestyle	<---	Attitude	0.222	<0.001
Practice	<---	Attitude	0.381	<0.001
Lifestyle	<---	Number of immunotherapy	1.928	<0.001
Lifestyle	<---	Gender	1.431	0.023

Protected by copyright, including for uses related to text and data mining, AI training, and similar technologies. Ensignement Supérieur (ABES).

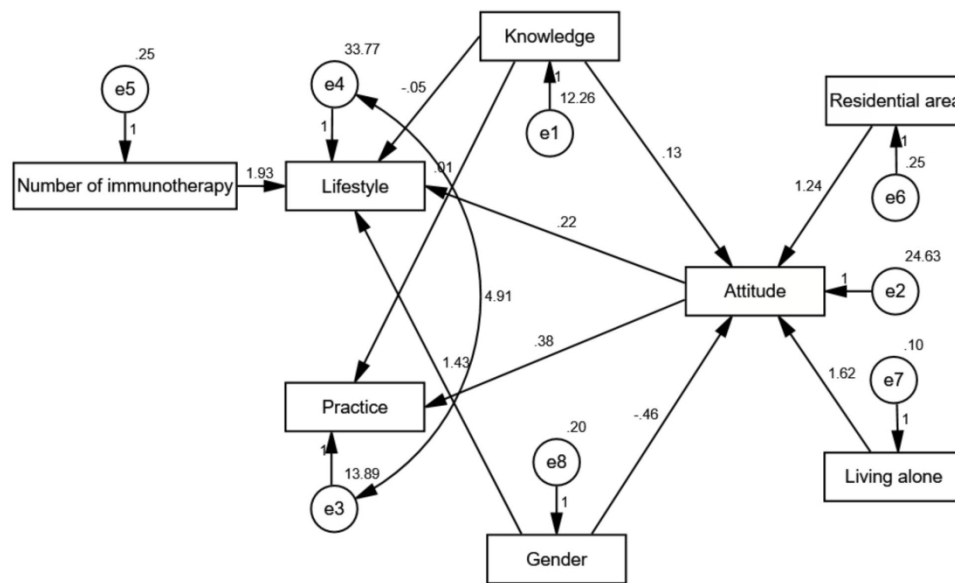


Figure 1. Structural equation modeling (SEM).

170x103mm (300 x 300 DPI)

Table S1. SEM model fit

Indicators	Reference	Results
CMIN/DF	1-3 Excellent, 3-5 Good	1.610
RMSEA	<0.08 Good	0.039
IFI	>0.8 Good	0.939
TLI	>0.8 Good	0.893
CFI	>0.8 Good	0.935

BMJ Open

Knowledge, attitude, and practice of nutritional support and immune-related adverse events among patients undergoing immunotherapy for liver cancer: a cross-sectional study

Journal:	<i>BMJ Open</i>
Manuscript ID	bmjopen-2024-086854.R1
Article Type:	Original research
Date Submitted by the Author:	31-Oct-2024
Complete List of Authors:	Wen, Wen ; Affiliated Haikou Hospital of Xiangya Medical College, Central South University, Hepatobiliary and Pancreatic Surgery; Philippine Christian University Center for International Education Chen, Yingshuang; Affiliated Haikou Hospital of Xiangya Medical College, Central South University, Hepatobiliary and Pancreatic Surgery Gao, Fangqing; Central South University Xiangya School of Medicine Affiliated Haikou Hospital, Gastroenterology Department Tong, Liling ; Affiliated Haikou Hospital of Xiangya Medical College, Central South University, Nursing Department
Primary Subject Heading:	Gastroenterology and hepatology
Secondary Subject Heading:	Gastroenterology and hepatology
Keywords:	Cross-Sectional Studies, ONCOLOGY, Hepatobiliary tumours < ONCOLOGY, PUBLIC HEALTH

SCHOLARONE™
Manuscripts

1
2
3
4
5
6
7
8
9
10
11
12
13
14
15
16
17
18
19
20
21
22
23
24
25
26
27
28
29
30
31
32
33
34
35
36
37
38
39
40
41
42
43
44
45
46
47
48
49
50
51
52
53
54
55
56
57
58
59
60



I, the Submitting Author has the right to grant and does grant on behalf of all authors of the Work (as defined in the below author licence), an exclusive licence and/or a non-exclusive licence for contributions from authors who are: i) UK Crown employees; ii) where BMJ has agreed a CC-BY licence shall apply, and/or iii) in accordance with the terms applicable for US Federal Government officers or employees acting as part of their official duties; on a worldwide, perpetual, irrevocable, royalty-free basis to BMJ Publishing Group Ltd ("BMJ") its licensees and where the relevant Journal is co-owned by BMJ to the co-owners of the Journal, to publish the Work in this journal and any other BMJ products and to exploit all rights, as set out in our [licence](#).

The Submitting Author accepts and understands that any supply made under these terms is made by BMJ to the Submitting Author unless you are acting as an employee on behalf of your employer or a postgraduate student of an affiliated institution which is paying any applicable article publishing charge ("APC") for Open Access articles. Where the Submitting Author wishes to make the Work available on an Open Access basis (and intends to pay the relevant APC), the terms of reuse of such Open Access shall be governed by a Creative Commons licence – details of these licences and which [Creative Commons](#) licence will apply to this Work are set out in our licence referred to above.

Other than as permitted in any relevant BMJ Author's Self Archiving Policies, I confirm this Work has not been accepted for publication elsewhere, is not being considered for publication elsewhere and does not duplicate material already published. I confirm all authors consent to publication of this Work and authorise the granting of this licence.

Knowledge, attitude, and practice of nutritional support and immune-related adverse events among patients undergoing immunotherapy for liver cancer: a cross-sectional study

Running title: KAP of irAEs and nutrition and lifestyle

Wen Wen^{1,2}, Yingshuang Chen¹, Fangqing Gao^{3*}, Liling Tong⁴

¹Hepatobiliary and Pancreatic Surgery, Affiliated Haikou Hospital of Xiangya Medical College, Central South University, Haikou 570208, China.

²Philippine Christian University Center for International Education, Manila 1006, Philippines.

³Gastroenterology Department, Affiliated Haikou Hospital of Xiangya Medical College, Central South University, Haikou 570208, China.

⁴Nursing Department, Affiliated Haikou Hospital of Xiangya Medical College, Central South University, Haikou 570208, China.

***Corresponding author**

Fangqing Gao

Gastroenterology Department, Affiliated Haikou Hospital of Xiangya Medical College, Central South University

Address: No.43, Renmin Avenue, Meilan District, Haikou 570208, Hainan, China.

Email: 13876780494@163.com

Tel: +86 13876780494

1
2
3
4
5
6
7
8
9
10
11
12
13
14
15
16
17
18
19
20
21
22
23
24
25
26
27
28
29
30
31
32
33
34
35
36
37
38
39
40
41
42
43
44
45
46
47
48
49
50
51
52
53
54
55
56
57
58
59
60

ABSTRACT

Objectives: No study specifically examined the knowledge, attitude, and practice (KAP) toward immune-related adverse events (irAEs) and nutritional support in patients with liver cancer (LC), nor have they explored their lifestyle. This study aimed to address that issue.

Design: This cross-sectional study

Setting: This cross-sectional study was conducted at Haikou People’s Hospital from December 2022 to April 2023.

Participants: Patients undergoing immunotherapy for LC.

Primary and secondary outcome measures: The mean knowledge, attitude, practice, and lifestyle scores using an investigator-designed questionnaire completed during immunotherapy.

Results: The study included 402 participants. The mean knowledge, attitude, practice, and lifestyle scores were 6.60±3.51 (/10, 66.00%), 41.26±5.06 (/50, 82.52%), 30.74±4.20 (/40, 76.85%), and 42.37±6.04 (/55, 77.04%). Attitude positively influenced practice ($\beta=0.381$, $P<0.001$) and lifestyle ($\beta=1.928$, $P<0.001$). The place of residence positively influenced attitude ($\beta=1.242$, $P=0.013$). The residential status positively influenced attitude ($\beta=1.619$, $P=0.044$). The number of immunotherapy lines positively influenced lifestyle ($\beta=1.928$, $P<0.001$). Gender positively influenced lifestyle ($\beta=1.431$, $P=0.023$).

Conclusion: Patients with LC and immunotherapy had moderate KAP toward irAEs and nutritional support. They also displayed moderate lifestyle scores. Urban residents, people not living alone, females, and those having received two or more immunotherapy treatments positively influence attitude, while attitude positively influences practice and lifestyle.

Keywords: knowledge, attitude, practice; liver cancer; nutritional support; immune-related adverse events (ir AEs); lifestyle; cross-sectional study

For peer review only

1
2
3
4
5
6
7
8
9
10
11
12
13
14
15
16
17
18
19
20
21
22
23
24
25
26
27
28
29
30
31
32
33
34
35
36
37
38
39
40
41
42
43
44
45
46
47
48
49
50
51
52
53
54
55
56
57
58
59
60

Strengths and limitations of this study

1. While a cross-sectional design is useful for capturing data at a single time point, it limits the ability to establish causality or infer temporal relationships between variables.
2. Conducting the study at a single hospital may introduce selection bias and limit the generalizability of the findings to other settings or populations.
3. The reliance on self-reported measures for assessing knowledge, attitude, practice, and lifestyle introduces the potential for response bias and social desirability bias, impacting the accuracy of the results.
4. Although the study identifies certain factors influencing attitudes and lifestyle, there may be other unmeasured confounding variables that could affect the outcomes.
5. While the study assesses KAP toward irAEs, nutritional support, and lifestyle factors, it may not capture all relevant aspects influencing patient care and outcomes during immunotherapy for LC.

INTRODUCTION

The estimated worldwide incidence of liver cancer in GLOBOCAN 2022 was 865,269 new cases, and mortality was 757,948¹. Most liver cancers are hepatocellular carcinoma (HCC)².³. The worldwide age-standardized annual mortality rates of liver cancer are 13.9 per 100,000 in men and 4.9 per 100,000 in women⁴. The most important risk factors for LC are preexisting liver cirrhosis and hepatitis B infection (due to both direct oncogenic effect and risk of cirrhosis)^{2, 3, 5, 6}. Risk factors for liver cirrhosis (and therefore risk factors for LC) include hepatitis C infection, alcohol use, and nonalcoholic steatohepatitis^{2, 3, 5, 6}. The incidence of LC is higher in men and generally follows the geographical distribution of hepatitis B virus and hepatitis C^{2, 5, 6}. LC management is multidisciplinary and involves surgery (when possible), chemotherapy, targeted therapy, radiotherapy, and immunotherapy^{2, 5, 6}. Despite optimal treatments, the 5-year survival is 22% in the United States of America⁷.

Immunotherapy is a recent paradigm in treating cancers, including LC⁸⁻¹⁰. Cancer cells can escape the immune system through the PD-1/PD-L1 pathway^{11, 12}, and drugs targeting PD-1 or PD-L1 have been developed to restore the immunosurveillance of cancer cells and their destruction⁸⁻¹⁰. Still, the PD-1/PD-L1 usually plays roles in immune tolerance and preventing autoimmune reactions^{11, 12}, and inhibiting the PD-1/PD-L1 pathway can lead to immune-related adverse events (irAEs). The pathogenesis of irAEs is still poorly understood, but they involve inflammatory reactions of normal tissues that can be bothersome but also life-threatening¹³⁻¹⁵.

Adequate nutrition is also essential in patients with LC to ensure optimal outcomes and nutritional support can be necessary in patients with inadequate nutrition due, for example, to

1
2
3
4 adverse gastrointestinal events (AEs) from therapies ^{16, 17}. Still, the palliation of some
5
6 symptoms of HCC (e.g., loss of appetite, weakness, fatigue, etc.) using androgens (since most
7
8 LCs occur in males) can help alleviate the need for nutritional support ¹⁸. The management of
9
10 irAEs and nutrition involves healthcare providers. It can involve medical interventions (e.g.,
11
12 management of irAEs, enteral nutrition, and hospitalization). Still, they also involve patient
13
14 self-management in taking proper preventive measures and knowing when to consult, for
15
16 example, ¹⁹. A knowledge, attitude, and practice (KAP) survey is a tool that provides
17
18 quantitative and qualitative data about gaps, misconceptions, and misunderstandings that
19
20 constitute barriers toward the optimal performance of a given task or set of tasks in a specific
21
22 group of individuals ^{20, 21}. A systematic review showed that the eating habits of Chinese patients
23
24 with cancer and chemotherapy were poor, but no data are available for immunotherapy
25
26 specifically ²². A study showed that Chinese patients with cancer had a basic understanding of
27
28 irAEs ²³, but the study was not specific to LC and did not evaluate attitudes and practices.
29
30 Compared with other types of cancer, e.g., breast cancer, patients with LC have a poorer
31
32 prognosis, and there is a male predominance. In addition, the risk factors for LC are different
33
34 from other cancers, mainly encompassing chronic liver diseases, alcohol drinking, and hepatitis
35
36 virus infection. Those differences could influence the KAP toward irAEs.

37
38
39 Therefore, this study aimed to investigate the KAP-lifestyle (KAP-L) of patients with
40
41 LC and immunotherapy patients regarding nutritional support and irAEs. The results can
42
43 provide crucial information to design educational interventions to improve patient self-
44
45 management and outcomes.

MATERIALS AND METHODS

Study design and participants

This cross-sectional study was conducted at Haikou People's Hospital from December 2022 to April 2023 and enrolled patients undergoing immunotherapy for LC. This study was approved by the Institutional Review Board of Haikou People's Hospital (2022-Ethical Review-231). All participants signed the informed consent form before completing the survey.

The inclusion criteria were 1) aged 18-90 years old, 2) pathologically confirmed locally advanced or unresectable liver cancer, and 3) undergoing immunotherapy (any line of treatment). The exclusion criteria were 1) surgical patients, 2) simultaneously suffering from other malignant tumors, 3) before or planned liver transplantation, 4) active autoimmune diseases, 5) ambiguous consciousness, unable to fill out by oneself or with assistance, or 6) withdrawal during the filling process.

Questionnaire and quality control

A self-designed questionnaire consisting of five dimensions was developed based on the relevant literature^{13, 16, 17, 22-24}. After the questionnaire design, modifications were made by incorporating insights from 15 experts in nutrition in oncology and medical oncology, removing similar or redundant questions, and refining questions with unclear phrasing. Before the official distribution, a small-scale pilot test (70 participants) was conducted, yielding a Cronbach's α coefficient of 0.853 (0.879 for knowledge, 0.828 for attitudes, and 0.758 for practice), indicating strong internal consistency.

The final questionnaire was in Chinese and encompassed 1) participants' demographic information (including age, gender, residential area, education level and income level, et.al),

1
2
3
4 2) knowledge dimension (10 items, with a score of 1 assigned for correct answers and 0 for
5
6 incorrect or uncertain responses), 3) attitude dimension (10 items, scored using a 5-point Likert
7
8 scale, ranging from “strongly positive” (5 points) to “strongly negative” (1 point)), 4) practice
9
10 dimension (eight items, scored using a 5-point Likert scale, ranging from “always” (5 points)
11
12 to “never” (1 point)), and 5) lifestyle dimension (11 items, also scored using a 5-point Likert
13
14 scale, ranging from “always” (5 points) to “never” (1 point)). Higher scores correspond to
15
16 better knowledge, more positive attitudes, and more proactive practices. Scores <60% were
17
18 considered poor, scores 60%-79% were considered moderate, and scores ≥80% were
19
20 considered adequate, based on the Bloom criteria ²⁵.

21
22
23
24
25
26
27 An online questionnaire was developed using the WeChat-based Wenjuanxing platform. A QR
28
29 code was generated for data collection via WeChat. The participants accessed and completed
30
31 the questionnaire by scanning the QR code received via WeChat. In order to ensure the quality
32
33 and completeness of the questionnaires, all items were made mandatory.

34
35
36
37
38 The research team members reviewed the integrity, internal consistency, and rationality of all
39
40 collected questionnaires for quality control. A given IP address could be used to submit a
41
42 questionnaire only once. Questionnaires that took <110 s to complete were excluded.
43
44 Questionnaires completed using all the same options (e.g., the first option) were deemed
45
46 invalid. Finally, questionnaires containing impossible values (e.g., impossible age, height, or
47
48 weight) or logical errors were excluded. The Cronbach’s α coefficient for all valid
49
50 questionnaires was 0.840 (0.913 for knowledge, 0.800 for attitudes, and 0.718 for practice).

51
52
53
54
55
56 **Statistical analysis**

The statistical analysis software was SPSS 26.0 (IBM, Armonk, NY, USA). Quantitative variables were described as means \pm standard deviations (SD), while group comparisons were conducted using Student's t-test or analysis of variance (ANOVA). Categorical variables were presented as n (%). Pearson's correlation analysis explored the relationships between knowledge, attitude, and practice scores. The study used a structural equation modeling (SEM) analysis to validate various causality hypotheses empirically. These hypotheses encompassed 1) knowledge has a direct impact on attitudes, practices, and lifestyles, 2) attitudes have a direct influence on practices and lifestyles, 3) residential area and status have direct influences on attitudes, 4) gender has a direct influence on attitudes and lifestyles, and 5) assessing the direct association between the number of immunotherapy medication usage and lifestyles. All statistical tests were two-tailed, and P-values <0.05 were considered statistically significant.

RESULTS

Characteristics of the participants

The study included 419 respondents. After removing the following cases: 1) 1 respondent with abnormal height and weight, 2) 9 respondents answered with logical errors, and 3) 7 respondents with a completion time of less than 110 seconds, a total of 402 valid questionnaires were included in the analysis (**Figure 1**). The participants were 56.84±11.93 years old. Most participants were male (71.89%), had a BMI of 18.5-23.9 kg/m² (60.95%), were living in rural areas (55.97%), were not living alone (89.30%), were married (90.05%), had high school or technical secondary school education (34.08%), had an income of 2000-5000 RBM/months (48.76%), had health insurance (99.50%), had gastrointestinal symptom (50.75%), did not experience irAEs (89.80%), received one line of immunotherapy (54.23%), and were not familiar with the name of their immunotherapy (65.17%) (**Table S1**).

Knowledge

The mean knowledge score was 6.60±3.51 (/10, 66.00%)(**Table 1**). No significant differences were observed according to the characteristics of the participants. The knowledge item with the lowest score was K1 (50.75%; “Adverse reactions can occur during immunotherapy, but they are normal occurrences that do not require excessive attention.”), while the item with the highest score was K9 (72.39%; “Prompt identification and timely reporting of symptoms of malnutrition and immune-related events to healthcare professionals are not only beneficial for immunotherapy and ameliorating immune-related adverse symptoms and nutritional status but also increase the likelihood of continuing immunotherapy.”) (**Table S2**).

Attitude

The mean attitude score was 41.26 ± 5.06 (/50, 82.52%) (**Table 1**). Higher attitude scores were observed in urban dwellers (41.99 ± 5.19 vs. 40.68 ± 4.89 , $P=0.010$), those not living alone (41.44 ± 5.07 vs. 39.72 ± 4.76 , $P=0.035$), and those with higher income ($>20,000$ CNY/month: 43.50 ± 3.46 ; <2000 CNY/month: 39.66 ± 5.88 ; $P=0.005$) (**Table S1**). The attitude item with the lowest score was A1 (64.52%; “I consider nutritional support to be highly significant throughout the entire course of immunotherapy.”), while the item with the highest score was A10 (93.28%; “I believe that maintaining a positive mindset and quality sleep are important during immunotherapy.”) (**Table S2**).

Practice

The mean practice score was 30.74 ± 4.20 (/40, 76.85%) (**Table 1**). No significant differences were observed according to the characteristics of the participants. The practice item with the lowest score was P6 (39.53%; “If required, I am prepared to receive enteral feeding through nasogastric/nasoenteric tubes.”), while the item with the highest score was P1 (86.07%; “I am capable of cooperating with medical personnel for comprehensive treatment monitoring and follow-up.”) (**Table S2**).

Lifestyle

The mean lifestyle score was 42.37 ± 6.04 (/55, 77.04%) (**Table 1**). Higher lifestyle scores were observed in females (43.43 ± 5.36 vs. 41.95 ± 6.24 , $P=0.027$), widows (widows: 45.20 ± 5.55 ; married: 42.49 ± 5.99 ; unmarried: 39.09 ± 6.45 ; $P=0.031$), and with more than one immunotherapy line (43.46 ± 6.06 vs. 41.45 ± 5.88 , $P=0.001$) (**Table S1**). The lifestyle item with the lowest score was L11 (30.35%; “Citrus fruits (grapefruit, pomelo, honey pomelo, etc.).”),

while the item with the highest score was L2 (83.84%; “Alcohol consumption”) (**Table S2**).

Correlations

The knowledge scores were correlated to the attitude scores ($r=0.105$, $P=0.035$). The attitude scores were correlated to the practice ($r=0.460$, $P<0.001$) and lifestyle ($r=0.486$, $P<0.001$) scores. The practice scores were correlated to the lifestyle scores ($r=0.269$, $P<0.001$) (**Table 2**).

Structural equation modeling

As shown in **Table 3** and **Figure 2**, attitude positively influenced practice ($\beta=0.381$, $P<0.001$) and lifestyle ($\beta=1.928$, $P<0.001$). The place of residence positively influenced attitude ($\beta=1.242$, $P=0.013$). The residential status positively influenced attitude ($\beta=1.619$, $P=0.044$). The number of immunotherapy lines positively influenced lifestyle ($\beta=1.928$, $P<0.001$). Gender positively influenced lifestyle ($\beta=1.431$, $P=0.023$). Table S1 shows that the SEM analysis had a good fit.

Protected by copyright, including for uses related to text and data mining, AI training, and similar technologies. Enseignement Supérieur (ABES).

DISCUSSION

Very few data are available in the literature concerning the KAP of patients with LC toward irAEs and lifestyle habits. The present study revealed moderate KAP toward lifestyle habits and irAEs. A systematic review showed that the eating habits of Chinese patients with cancer and chemotherapy were poor ²²; although no data were available for immunotherapy, it supported the present study. Another study showed that Chinese patients with cancer had a basic understanding of irAEs ²³, but the study was not specific to LC and did not evaluate attitudes and practices. Intrinsic differences between patients with LC and those with other types of cancer could explain the differences.

Symptoms of advanced HCC affect quality of life, and the treatment of HCC can restore quality of life ²⁶. Thus, immunotherapy can potentially reverse the HCC-related symptoms and help improve quality of life. Nevertheless, the side effects of immunotherapy need to be factored in, as it can affect empowerment and self-management. Self-management is a critical component of cancer care. Indeed, the patients must remain aware of the signs and symptoms that should prompt consultation. At home, they are also responsible for maintaining lifestyle habits that could improve their prognosis or, at least, not worsen it ¹⁹. A previous systematic review revealed poor KAP toward good eating habits among Chinese patients on chemotherapy for various types of cancers ²². That previous study supports the present one, which showed poor lifestyle scores for several foods in patients with LC and immunotherapy. Increasing evidence indicates that a healthy diet can improve the outcomes of immunotherapy ^{27,28}. Although the knowledge about which food can improve immunotherapy outcomes is lacking, it appears, for

now, that a healthy diet, in general, improves the response to immunotherapy. Hence, good lifestyle habits should be promoted among patients on immunotherapy.

In this study, many participants were still regularly smoking, drinking alcohol, and had unhealthy dietary habits. Of importance, most participants did not take probiotics and were not eating citrus fruits. Probiotics are important in the management of gastrointestinal side effects of cancer treatments through maintaining a stable microbiota and preventing harmful bacteria from becoming predominant²⁹. Citrus fruits are rich in vitamins and antioxidants and play roles in maintaining the integrity of immunological barriers and in supporting immune cells³⁰⁻³². On the other hand, citrus fruits are rich in active ingredients, such as furacoumarin, naringin, and bergamot, that can inhibit the activity of metabolic enzymes (mainly UGT1A3 or UGT2B7)³³. UGT1A3 is involved in the metabolic elimination of many aromatic hydrocarbons, amines, non-steroidal anti-inflammatory drugs, and statins³⁴. UGT2B7 participates in drug glucuronidation reactions, including anticancer drugs, gemcitabine, etc. It can also bind many endogenous substances, such as bile acids, androgens, and estrogen³⁵. When certain drugs metabolized by UGT1A3 or UGT2B7 enzymes are taken together with pomelo, it may affect the metabolism and excretion of the drugs, leading to increased adverse reactions. Therefore, in the future, intervention research on the impact of fruits such as grapefruit on medication can be strengthened. Branched-chain amino acids can also help improve the symptoms of LC and treatment complications³⁶. Therefore, the healthy lifestyle of the study population was not ideal. Especially, smoking and alcohol consumption are independent risk factors for confirmed liver cancer^{2, 3, 5, 6} because of their impact on inflammation, cancer progression, and health in general³⁷⁻³⁹, and they affect liver function and immunotherapy efficacy⁴⁰. Still, the high rates

Protected by copyright, including for uses related to text and data mining, AI training, and similar technologies.
Enseignement Supérieur (ABES)

of smoking and drinking could reflect a poor knowledge of the risk factors for poor outcomes in LC but could also reflect patients wishing to maintain activities they associate with pleasure in the face of a disease with a poor prognosis. Women often have a higher healthcare literacy and higher health awareness than men ⁴¹⁻⁴⁴. In addition, family support plays an undeniable advantage in the management of cancer patients, helping them with daily tasks, cooking for them, caring for them, and remembering instructions and advice that the patients might forget due to the emotional charge associated with cancer-related events ^{45, 46}. The present study was not designed to assess that point. Nevertheless, efforts should be taken to teach patients with LC the proper lifestyle habits necessary to optimize prognosis.

Recent data also suggests that probiotics should be encouraged to prevent irAEs ⁴⁷. Indeed, regulation of the gut microbiome appears crucial in preventing irAEs ⁴⁸. The gut microbiota was also shown to modulate the response to immunotherapy, with distinct responses to immunotherapy according to the composition of the microbiome ⁴⁹. Gut dysbiosis can even lead to resistance to immunotherapy ⁴⁹. Hence, administering specific bacteria could be used to improve the response to immunotherapy and prevent irAEs ⁵⁰.

IrAEs can be simply bothersome but also life-threatening ¹³⁻¹⁵. Still, irAEs appear to be related to the efficacy of immunotherapy ^{51, 52}. Therefore, patients have to maintain a good attitude and practice toward the management of irAEs, as well as know when to consult and how to deal with them. A study showed that Chinese patients with cancer had a basic understanding of irAEs ²³ but that there were several gaps in knowledge, as observed in the present study. In particular, the patients should be educated on the nature of irAEs and their manifestations.

People living in urban areas and not living alone often enjoy a higher socioeconomic status, and it is well-known that higher socioeconomic status is associated with better health literacy⁵³. In the present study, the knowledge scores were only correlated to the attitude scores, while the attitude scores were correlated to the practice and lifestyle scores. Although knowledge did not influence attitude in the SEM, improving knowledge could translate into attitude, practice, and lifestyle improvements. Healthcare providers are a primary source of information for the patients, but previous studies revealed relatively poor KAP toward cancer nutritional support^{24, 54} and irAEs⁵⁵ among healthcare providers. Patients with LC and immunotherapy should be encouraged to perform physical activity, which is akin to prehabilitation for liver resection to improve tolerance to treatment⁵⁶. Future studies should examine the KAP toward irAEs and nutritional support among healthcare providers. Educational interventions should be designed for the patients and maybe also for the healthcare providers. Especially the nature and severity of the irAEs, the risk of malnutrition during immunotherapy, the role of the liver in human physiology, the importance of nutritional screening in LC, the role of nutritional support in LC, and the importance of promptly identifying and reacting to malnutrition and irAEs. Such education should be comprehensive and involve several healthcare providers working as a team for the management of patients with LC. It should be provided as soon as possible in the patient trajectory, with monitoring and reminders when necessary.

This study specifically examined the knowledge, attitude, practice (KAP), and lifestyle of patients with liver cancer (LC) undergoing immunotherapy, focusing on immune-related adverse events (irAEs) and nutritional support, which fills a significant gap in the literature. The study's comprehensive assessment of multiple aspects of patient care, including KAP and

Protected by copyright, including for uses related to text and data mining, AI training, and similar technologies. Ensignement Supérieur (ABES).

lifestyle, provides a holistic view of how patients manage their condition and treatment. With a relatively large sample size of 402 participants, the study enhances the statistical power and generalizability of the findings. We employed rigorous statistical methods, including regression analysis, to identify significant predictors of KAP and lifestyle, ensuring the reliability and validity of the results. The findings have practical implications for healthcare providers, policymakers, and researchers, as they can inform the development of targeted interventions to improve patient outcomes and quality of life. Additionally, the study's local context at Haikou People's Hospital provides valuable, context-specific insights that can guide tailored interventions and policies relevant to the specific population. Nevertheless, this study has limitations. It was a single-center study. Even though 402 patients with LC and immunotherapy represent a relatively large sample size, it is still too small to derive correlations and recommendations regarding the KAP-L in patients with LC. The questionnaire was designed by the investigators. It was reviewed by 15 experts in LC management, which could introduce bias from the healthcare perspective. In addition, some questions contained medical jargon that could introduce the Hawthorne effect. Future surveys should also be reviewed by nursing experts, laypeople, and a variety of professionals. The study was cross-sectional in design, preventing the analysis of causality. Still, a SEM analysis was performed to infer causality, but it must be remembered that the causality is purely statistical and remains to be confirmed. In addition, the data represent a single point in time. Still, the results could serve as a historical baseline to evaluate the effect of future interventions. Future studies should examine the impact of health education on the KAP-L of patients with LC and immunotherapy. The questionnaire was designed by local investigators based on local practice, policies, and

1
2
3
4
5
6
7
8
9
10
11
12
13
14
15
16
17
18
19
20
21
22
23
24
25
26
27
28
29
30
31
32
33
34
35
36
37
38
39
40
41
42
43
44
45
46
47
48
49
50
51
52
53
54
55
56
57
58
59
60

reality, limiting generalizability. Finally, all KAP studies are at risk of the social desirability bias, in which some participants might be tempted to answer what they know they should do instead of what they are actually doing ^{57, 58}. The Hawthorn effect (a type of reactive human behavior in which people change their behavior when they feel observed) could also have introduced bias.

Expanding the scope of the survey and including hospitals in different regions and levels is recommended to validate the results of this study. Clinical intervention research should be performed on the knowledge, attitude, behavior, and lifestyle level of nutrition and irAEs in patients with LC and immunotherapy and evaluate the effectiveness of the intervention. The impact of good sleep and moderate exercise (as good lifestyles) in relation to nutrition and irAEs should also be examined.

In conclusion, patients with LC and immunotherapy had moderate KAP toward irAEs and nutritional support. They also displayed moderate lifestyle scores. Urban residents, people not living alone, females, and those having received two or more immunotherapy treatments positively influence attitude, while attitude positively influences practice and lifestyle.

Protected by copyright, including for uses related to text and data mining, AI training, and similar technologies. Enseignement Supérieur (ABES).

Declarations

Ethics approval and consent to participate

This work has been carried out in accordance with the Declaration of Helsinki (2000) of the World Medical Association. This study was approved by the Institutional Review Board of Haikou People's Hospital (2022-Ethical Review-231). All participants signed the informed consent form before completing the survey.

The Patient and Public Involvement statement

Patients with LC were involved as participants. The patients with LC or the public were not involved in the study design or its completion.

Consent for publication

Not applicable

Availability of data and materials

All data generated or analyzed during this study are included in this article and its supplementary materials.

Competing interests

The authors declare that they have no competing interests.

Funding

This study was supported by the Hainan Provincial Natural Science Foundation of China (823MS169) to Wen Wen and the Healthy Department of Hainan Province (22A200123) to Wen Wen.

Authors' contributions

Wen Wen and Fangqing Gao carried out the studies, participated in collecting data, and drafted the manuscript. Yingshuang Chen and Liling Tong performed the statistical analysis and participated in its design. Wen Wen and Yingshuang Chen participated in the acquisition, analysis, or interpretation of data and drafted the manuscript. All authors read and approved the final manuscript. Fangqing Gao acted as guarantor.

Acknowledgments

None.

Protected by copyright, including for uses related to text and data mining, AI training, and similar technologies. Enseignement Supérieur (ABES).

REFERENCES

1. Bray F, Laversanne M, Sung H, *et al.* Global cancer statistics 2022: GLOBOCAN estimates of incidence and mortality worldwide for 36 cancers in 185 countries. *CA Cancer J Clin* 2024;**74**:229-63. doi:10.3322/caac.21834
2. NCCN Clinical Practice Guidelines in Oncology (NCCN Guidelines). Hepatocellular Carcinoma. Version 1.2023. Fort Washington: National Comprehensive Cancer Network; 2023.
3. Villanueva A. Hepatocellular Carcinoma. *N Engl J Med* 2019;**380**:1450-62. doi:10.1056/NEJMra1713263
4. Sung H, Ferlay J, Siegel RL, *et al.* Global Cancer Statistics 2020: GLOBOCAN Estimates of Incidence and Mortality Worldwide for 36 Cancers in 185 Countries. *CA Cancer J Clin* 2021;**71**:209-49. doi:10.3322/caac.21660
5. Marrero JA, Kulik LM, Sirlin CB, *et al.* Diagnosis, Staging, and Management of Hepatocellular Carcinoma: 2018 Practice Guidance by the American Association for the Study of Liver Diseases. *Hepatology* 2018;**68**:723-50. doi:10.1002/hep.29913
6. Vogel A, Cervantes A, Chau I, *et al.* Hepatocellular carcinoma: ESMO Clinical Practice Guidelines for diagnosis, treatment and follow-up. *Ann Oncol* 2018;**29**:iv238-iv55. doi:10.1093/annonc/mdy308
7. Siegel RL, Giaquinto AN, Jemal A. Cancer statistics, 2024. *CA Cancer J Clin* 2024;**74**:12-49. doi:10.3322/caac.21820
8. Mandlik DS, Mandlik SK, Choudhary HB. Immunotherapy for hepatocellular carcinoma: Current status and future perspectives. *World J Gastroenterol* 2023;**29**:1054-75. doi:10.3748/wjg.v29.i6.1054

9. Sangro B, Sarobe P, Hervas-Stubbs S, *et al.* Advances in immunotherapy for hepatocellular carcinoma. *Nat Rev Gastroenterol Hepatol* 2021;**18**:525-43. doi:10.1038/s41575-021-00438-0
10. Li J, Xuan S, Dong P, *et al.* Immunotherapy of hepatocellular carcinoma: recent progress and new strategy. *Front Immunol* 2023;**14**:1192506. doi:10.3389/fimmu.2023.1192506
11. Han Y, Liu D, Li L. PD-1/PD-L1 pathway: current researches in cancer. *Am J Cancer Res* 2020;**10**:727-42.
12. Ghosh C, Luong G, Sun Y. A snapshot of the PD-1/PD-L1 pathway. *J Cancer* 2021;**12**:2735-46. doi:10.7150/jca.57334
13. NCCN Clinical Practice Guidelines in Oncology (NCCN Guidelines).Management of Immunotherapy-Related Toxicities. Version 2.2023. Fort Washington: National Comprehensive Cancer Network; 2023.
14. Conroy M, Naidoo J. Immune-related adverse events and the balancing act of immunotherapy. *Nat Commun* 2022;**13**:392. doi:10.1038/s41467-022-27960-2
15. Choi J, Lee SY. Clinical Characteristics and Treatment of Immune-Related Adverse Events of Immune Checkpoint Inhibitors. *Immune Netw* 2020;**20**:e9. doi:10.4110/in.2020.20.e9
16. van Dijk AM, Coppens BJP, van Beers MA, *et al.* Nutritional status in patients with hepatocellular carcinoma: Potential relevance for clinical outcome. *Eur J Intern Med* 2022;**104**:80-8. doi:10.1016/j.ejim.2022.07.002

17. Elsebaie EM, Abdel-Fattah AN, Bakr NA, *et al.* Principles of Nutritional Management in Patients with Liver Dysfunction—A Narrative Review. *Livers* 2023;**3**:190-218. doi:10.3390/livers3020013
18. Teng TZJ, Shelat VG. Testosterone gel improves appetite and reduces tiredness in males with advanced cancer. *BMJ Support Palliat Care* 2021;**11**:145. doi:10.1136/bmjspcare-2020-002662
19. van Dongen SI, de Nooijer K, Cramm JM, *et al.* Self-management of patients with advanced cancer: A systematic review of experiences and attitudes. *Palliat Med* 2020;**34**:160-78. doi:10.1177/0269216319883976
20. Andrade C, Menon V, Ameen S, *et al.* Designing and Conducting Knowledge, Attitude, and Practice Surveys in Psychiatry: Practical Guidance. *Indian J Psychol Med* 2020;**42**:478-81. doi:10.1177/0253717620946111
21. World Health Organization. Advocacy, communication and social mobilization for TB control: a guide to developing knowledge, attitude and practice surveys. http://whqlibdoc.who.int/publications/2008/9789241596176_eng.pdf. Accessed November 22, 20222008.
22. Tang H, Zhang Y, Cao B, *et al.* Knowledge, attitudes and behaviors toward healthy eating among Chinese cancer patients treated with chemotherapy: A systematic review. *Asia Pac J Oncol Nurs* 2023;**10**:100163. doi:10.1016/j.apjon.2022.100163
23. Zhang L, Wang J, Zhang B, *et al.* Attitudes and Practices of Immune Checkpoint Inhibitors in Chinese Patients With Cancer: A National Cross-Sectional Survey. *Front Pharmacol* 2021;**12**:583126. doi:10.3389/fphar.2021.583126

24. Zhang XW, Li W, Chen GY, *et al.* Knowledge, Attitude and Practice (K-A-P) of Cancer Nutrition in Chinese Medical Staff. *J Nutr Oncol* 2017;**2**:83-90. doi:10.34175/jno201702005

25. Bloom BS. Learning for Mastery. Instruction and Curriculum. Regional Education Laboratory for the Carolinas and Virginia, Topical Papers and Reprints, Number 1. *Evaluation Comment* 1968;**1**:n2.

26. Ahmed S, de Souza NN, Qiao W, *et al.* Quality of Life in Hepatocellular Carcinoma Patients Treated with Transarterial Chemoembolization. *HPB Surg* 2016;**2016**:6120143. doi:10.1155/2016/6120143

27. Spencer CN, McQuade JL, Gopalakrishnan V, *et al.* Dietary fiber and probiotics influence the gut microbiome and melanoma immunotherapy response. *Science* 2021;**374**:1632-40. doi:10.1126/science.aaz7015

28. Soldati L, Di Renzo L, Jirillo E, *et al.* The influence of diet on anti-cancer immune responsiveness. *J Transl Med* 2018;**16**:75. doi:10.1186/s12967-018-1448-0

29. Rodriguez-Arrastia M, Martinez-Ortigosa A, Rueda-Ruzafa L, *et al.* Probiotic Supplements on Oncology Patients' Treatment-Related Side Effects: A Systematic Review of Randomized Controlled Trials. *Int J Environ Res Public Health* 2021;**18**. doi:10.3390/ijerph18084265

30. Miles EA, Calder PC. Effects of Citrus Fruit Juices and Their Bioactive Components on Inflammation and Immunity: A Narrative Review. *Front Immunol* 2021;**12**:712608. doi:10.3389/fimmu.2021.712608

31. Wang J, Gao J, Xu HL, *et al.* Citrus fruit intake and lung cancer risk: A meta-analysis of observational studies. *Pharmacol Res* 2021;**166**:105430. doi:10.1016/j.phrs.2021.105430

32. Song JK, Bae JM. Citrus fruit intake and breast cancer risk: a quantitative systematic review. *J Breast Cancer* 2013;**16**:72-6. doi:10.4048/jbc.2013.16.1.72
33. Liu D, Wu J, Xie H, *et al.* Inhibitory Effect of Hesperetin and Naringenin on Human UDP-Glucuronosyltransferase Enzymes: Implications for Herb-Drug Interactions. *Biol Pharm Bull* 2016;**39**:2052-9. doi:10.1248/bpb.b16-00581
34. Li Y, Meng Q, Yang M, *et al.* Current trends in drug metabolism and pharmacokinetics. *Acta Pharm Sin B* 2019;**9**:1113-44. doi:10.1016/j.apsb.2019.10.001
35. Jarrar Y, Lee SJ. The Functionality of UDP-Glucuronosyltransferase Genetic Variants and their Association with Drug Responses and Human Diseases. *J Pers Med* 2021;**11**. doi:10.3390/jpm11060554
36. Yap KY, Chi H, Ng S, *et al.* Effect of perioperative branched chain amino acids supplementation in liver cancer patients undergoing surgical intervention: A systematic review. *World J Gastrointest Surg* 2023;**15**:2596-618. doi:10.4240/wjgs.v15.i11.2596
37. Liu Y, Lu L, Yang H, *et al.* Dysregulation of immunity by cigarette smoking promotes inflammation and cancer: A review. *Environ Pollut* 2023;**339**:122730. doi:10.1016/j.envpol.2023.122730
38. Elisia I, Lam V, Cho B, *et al.* The effect of smoking on chronic inflammation, immune function and blood cell composition. *Sci Rep* 2020;**10**:19480. doi:10.1038/s41598-020-76556-7
39. Meadows GG, Zhang H. Effects of Alcohol on Tumor Growth, Metastasis, Immune Response, and Host Survival. *Alcohol Res* 2015;**37**:311-22.

40. Deshpande RP, Sharma S, Watabe K. The Confounders of Cancer Immunotherapy: Roles of Lifestyle, Metabolic Disorders and Sociological Factors. *Cancers (Basel)* 2020;**12**. doi:10.3390/cancers12102983

41. Chakraverty D, Baumeister A, Aldin A, *et al*. Gender differences of health literacy in persons with a migration background: a systematic review and meta-analysis. *BMJ Open* 2022;**12**:e056090. doi:10.1136/bmjopen-2021-056090

42. Clouston SAP, Manganello JA, Richards M. A life course approach to health literacy: the role of gender, educational attainment and lifetime cognitive capability. *Age Ageing* 2017;**46**:493-9. doi:10.1093/ageing/afw229

43. Barebring L, Palmqvist M, Winkvist A, *et al*. Gender differences in perceived food healthiness and food avoidance in a Swedish population-based survey: a cross sectional study. *Nutr J* 2020;**19**:140. doi:10.1186/s12937-020-00659-0

44. Vlassoff C. Gender differences in determinants and consequences of health and illness. *J Health Popul Nutr* 2007;**25**:47-61.

45. Molassiotis A, Wang M. Understanding and Supporting Informal Cancer Caregivers. *Curr Treat Options Oncol* 2022;**23**:494-513. doi:10.1007/s11864-022-00955-3

46. Laryionava K, Pfeil TA, Dietrich M, *et al*. The second patient? Family members of cancer patients and their role in end-of-life decision making. *BMC Palliat Care* 2018;**17**:29. doi:10.1186/s12904-018-0288-2

47. Yoshikawa S, Taniguchi K, Sawamura H, *et al*. Encouraging probiotics for the prevention and treatment of immune-related adverse events in novel immunotherapies against

malignant glioma. *Explor Target Antitumor Ther* 2022;**3**:817-27.

doi:10.37349/etat.2022.00114

48. Zhang Y, Cheng S, Zou H, *et al*. Correlation of the gut microbiome and immune-related adverse events in gastrointestinal cancer patients treated with immune checkpoint inhibitors.

Front Cell Infect Microbiol 2023;**13**:1099063. doi:10.3389/fcimb.2023.1099063

49. Yu ZK, Xie RL, You R, *et al*. The role of the bacterial microbiome in the treatment of cancer. *BMC Cancer* 2021;**21**:934. doi:10.1186/s12885-021-08664-0

50. Fernandes MR, Aggarwal P, Costa RGF, *et al*. Targeting the gut microbiota for cancer therapy. *Nat Rev Cancer* 2022;**22**:703-22. doi:10.1038/s41568-022-00513-x

51. Socinski MA, Jotte RM, Cappuzzo F, *et al*. Association of Immune-Related Adverse Events With Efficacy of Atezolizumab in Patients With Non-Small Cell Lung Cancer: Pooled Analyses of the Phase 3 IMpower130, IMpower132, and IMpower150 Randomized Clinical Trials. *JAMA Oncol* 2023;**9**:527-35. doi:10.1001/jamaoncol.2022.7711

52. Wang D, Chen C, Gu Y, *et al*. Immune-Related Adverse Events Predict the Efficacy of Immune Checkpoint Inhibitors in Lung Cancer Patients: A Meta-Analysis. *Front Oncol* 2021;**11**:631949. doi:10.3389/fonc.2021.631949

53. Svendsen MT, Bak CK, Sorensen K, *et al*. Associations of health literacy with socioeconomic position, health risk behavior, and health status: a large national population-based survey among Danish adults. *BMC Public Health* 2020;**20**:565. doi:10.1186/s12889-020-08498-8

54. Mubin N, Bin Abdul Baten R, Jahan S, *et al.* Cancer related knowledge, attitude, and practice among community health care providers and health assistants in rural Bangladesh. *BMC Health Serv Res* 2021;**21**:191. doi:10.1186/s12913-021-06202-z

55. da Silva GFM, Landim J, Dos Santos Brasil LT, *et al.* Knowledge gap about immune checkpoint inhibitors among rheumatologists and medical students: a survey. *Rheumatol Int* 2021;**41**:939-42. doi:10.1007/s00296-020-04674-6

56. Toh EQ, Wong HPN, Wang JDJ, *et al.* Prehabilitation programs in liver resection: a narrative review. *Chin Clin Oncol* 2024;**13**:9. doi:10.21037/cco-23-102

57. Bergen N, Labonte R. "Everything Is Perfect, and We Have No Problems": Detecting and Limiting Social Desirability Bias in Qualitative Research. *Qual Health Res* 2020;**30**:783-92. doi:10.1177/1049732319889354

58. Latkin CA, Edwards C, Davey-Rothwell MA, *et al.* The relationship between social desirability bias and self-reports of health, substance use, and social network factors among urban substance users in Baltimore, Maryland. *Addict Behav* 2017;**73**:133-6. doi:10.1016/j.addbeh.2017.05.005

Protected by copyright, including for uses related to text and data mining, AI training, and similar technologies. Enseignement Supérieur (ABES).

Table 1. KAP scores.

Dimension	N=402		
	Range, points	Mean score, mean \pm SD	Proportion, %
Knowledge	0~10	6.60 \pm 3.51	66.00%
Attitude	10~50	41.26 \pm 5.06	82.52%
Practice	8~40	30.74 \pm 4.20	76.85%
Lifestyle	11~55	42.37 \pm 6.04	77.04%

Table 2. Pearson correlation analysis.

	Knowledge	Attitude	Practice	Lifestyle
Knowledge	1			
Attitude	0.105 (P=0.035)	1		
Practice	0.018 (P=0.253)	0.460 (P<0.001)	1	
Lifestyle	-0.016 (P=0.755)	0.486 (P<0.001)	0.269 (P<0.001)	1

Table 3. SEM, including lifestyle

			β	P
Attitude	<---	Gender	-0.457	0.407
Attitude	<---	Residential area	1.242	0.013
Attitude	<---	Knowledge	0.128	0.069
Attitude	<---	Residential status	1.619	0.044
Lifestyle	<---	Knowledge	-0.048	0.565
Practice	<---	Knowledge	0.011	0.841
Lifestyle	<---	Attitude	0.222	<0.001
Practice	<---	Attitude	0.381	<0.001
Lifestyle	<---	Number of immunotherapy	1.928	<0.001
Lifestyle	<---	Gender	1.431	0.023

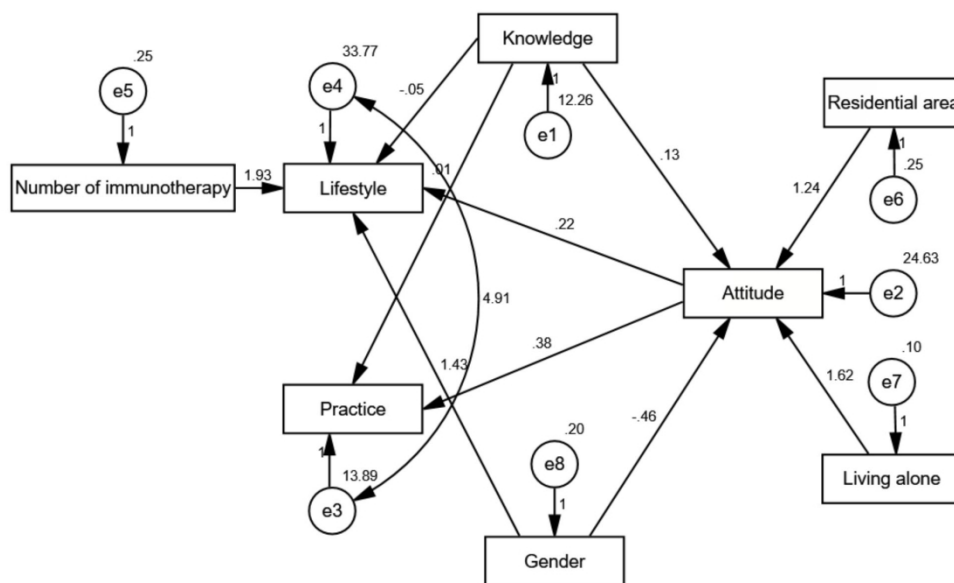
1
2
3
4
5
6
7
8
9
10
11
12
13
14
15
16
17
18
19
20
21
22
23
24
25
26
27
28
29
30
31
32
33
34
35
36
37
38
39
40
41
42
43
44
45
46
47
48
49
50
51
52
53
54
55
56
57
58
59
60

Figure legend

Figure 1. Questionnaire flowchart.

Figure 2. Structural equation modeling (SEM).

For peer review only



170x103mm (300 x 300 DPI)

Table S1 Characteristics of the participants.

Variables	n (%)	Knowledge score		Attitude score		Practice score		Lifestyle score	
		Mean ± SD	P	Mean ± SD	P	Mean ± SD	P	Mean ± SD	P
Gender			0.385		0.694		0.384		0.027
Male	289 (71.89)	6.69±3.39		41.32±4.63		30.86±3.78		41.95±6.24	
Female	113 (28.11)	6.35±3.79		41.10±6.05		30.45±4.17		43.43±5.36	
Age (years)	56.84±11.93								
Body mass index (kg/m²)			0.550		0.687		0.406		0.570
<18.5	55 (13.68)	6.16±3.68		41.69±4.57		30.05±4.17		43.07±6.99	
18.5-23.9	245 (60.95)	6.61±3.44		41.09±5.13		30.90±4.37		42.36±5.78	
≥24	102 (25.37)	6.80±3.59		41.41±5.16		30.75±3.88		42.00±6.12	
Residential area			0.061		0.010		0.347		0.274
Rural	225 (55.97)	6.31±3.53		40.68±4.89		30.57±4.16		42.08±5.51	

City	177 (44.03)	6.97±3.46	41.99±5.19	30.97±4.05	42.74±6.65
Residential status		0.560	0.035	0.084	0.136
Living alone	43 (10.70)	6.30±3.56	39.72±4.76	29.70±4.05	41.07±6.00
Living with others	359 (89.30)	6.63±3.50	41.44±5.07	30.87±4.05	42.52±6.03
Marital Status		0.918	0.148	0.153	0.031
Unmarried	22 (5.47)	6.14±3.76	40.36±4.75	29.91±4.05	39.09±6.45
Married	362 (90.05)	6.64±3.50	41.32±5.09	30.75±4.05	42.49±5.99
Divorced	8 (1.99)	6.25±3.49	38.25±5.47	29.50±5.03	42.38±5.15
Widowed	10 (2.49)	6.50±3.81	43.40±3.53	33.30±3.05	45.20±5.55
Education		0.426	0.449	0.310	0.233
Junior high school and below	79 (19.65)	6.56±3.60	40.96±5.89	30.01±4.05	42.67±5.95

High school/technical secondary school	137 (34.08)	6.33±3.60	41.72±4.61	31.25±3.66	42.81±5.69
College	112 (27.86)	6.92±3.36	40.72±5.05	30.71±3.09	42.12±6.04
Bachelor's degree	68 (16.92)	6.82±3.46	41.35±5.03	30.56±4.20	41.99±6.39
Postgraduate and above	6 (1.49)	4.67±3.27	43.33±3.33	31.67±2.55	37.33±9.61
Average monthly income, RMB		0.500	0.005	0.276	0.094
<2000	86 (21.39)	6.13±3.70	39.66±5.88	30.05±4.86	42.19±5.97
2000-5000	196 (48.76)	6.81±3.39	41.87±4.58	31.04±3.09	42.64±5.93
5001-10,000	83 (20.65)	6.52±3.64	40.90±5.39	30.69±4.20	42.98±5.89
10,001-20,000	23 (5.72)	6.30±3.50	41.87±3.86	30.22±3.09	39.26±6.88
>20,000	14 (3.48)	7.50±3.16	43.50±3.46	32.07±3.25	41.21±6.55
Types of health insurance					

Urban Employee Basic	134 (33.33)	6.94±3.37	41.70±4.90	30.93±4.11	42.82±5.96
Medical Insurance					
New Rural Cooperative	207 (51.49)	6.24±3.57	40.87±5.16	30.76±4.11	41.91±6.08
Medical Insurance					
Urban Resident Basic	53 (13.18)	7.11±3.46	42.06±4.72	30.75±3.75	43.66±5.73
Medical Insurance					
Commercial Insurance	6 (1.49)	6.33±4.56	40.33±6.25	29.67±5.75	38.17±7.11
Self-payment	2 (0.50)	8.00±1.41	33.00±1.41	20.00±8.49	38.00±4.24
GI Symptoms					
Loss of appetite	113 (28.11)	6.09±3.45	41.15±4.33	30.44±4.65	40.89±6.72
Nausea and vomiting	54 (13.43)	6.80±3.20	40.89±4.90	29.81±5.12	39.52±7.87
Constipation	53 (13.18)	6.25±3.59	40.72±5.26	29.70±4.22	40.13±6.30
Diarrhea	34 (8.46)	7.41±2.84	40.88±3.67	30.00±4.71	41.15±6.63

Oral ulcers	18 (4.48)	6.94±3.46	41.89±4.17	31.56±4.08	39.89±8.63	
Dry Mouth	45 (11.19)	6.11±3.49	41.07±4.86	30.24±4.07	41.91±6.78	
Altered taste perception	27 (6.72)	5.37±3.56	40.44±4.97	30.81±5.00	41.59±8.02	
Altered smell perception	8 (1.99)	4.75±3.45	41.13±3.72	29.13±6.00	41.00±8.64	
Swallowing Difficulties	13 (3.23)	6.38±3.64	40.08±6.49	29.31±5.00	41.38±7.09	
Feeling of fullness	48 (11.94)	5.65±3.44	41.65±4.35	31.40±4.00	43.33±6.57	
Pain	66 (16.42)	6.39±3.71	42.29±4.04	30.56±3.99	43.06±6.00	
None	198 (49.25)	6.80±3.52	40.98±5.45	30.88±4.07	43.28±5.18	
IrAEs			0.527	0.276	0.122	0.954
Yes	41 (10.20)	6.27±3.78	42.07±4.42	29.78±4.08	42.32±6.60	
No	361 (89.80)	6.63±3.48	41.16±5.13	30.85±4.20	42.37±5.98	
Symptoms you experienced						

Capillary Proliferation Syndrome	9 (2.24)	4.89±3.95	41.11±3.37	31.00±2.55	42.78±7.66
Other skin reactions (rash, papules, itching, vitiligo, etc.)	18 (4.48)	6.89±3.41	40.94±4.32	30.83±3.09	41.67±7.04
Gastrointestinal reactions (diarrhea, colitis, abdominal pain, nausea, vomiting, etc.)	16 (3.98)	6.75±3.24	41.75±4.30	30.00±4.00	40.25±6.22
Hepatic reactions	7 (1.74)	5.14±3.39	43.29±3.99	30.43±3.09	43.86±7.24
Endocrine reactions (hypothyroidism,	2 (0.50)	9.50±0.71	40.00±8.49	26.00±8.49	35.00±11.31

hyperthyroidism, adrenal insufficiency, etc.)						
Pneumonia	1 (0.25)	9.00	40	29	30	
Cardiac reactions	0	0	0	0	0	
Renal toxicity (nephritis)	0	0	0	0	0	
Muscle or joint pain, muscle weakness	13 (3.23)	5.85±3.74	41.92±4.82	30.08±5.60	44.92±2.99	
Other	4 (1.00)	7.50±4.36	39.75±5.06	27.75±5.44	41.00±9.56	
Number of immunotherapy medication			0.736	0.529	0.620	0.001
1	218 (54.23)	6.65±3.50	41.11±5.04	30.84±3.71	41.45±5.88	
>1	184 (45.77)	6.53±3.52	41.43±5.09	30.63±4.73	43.46±6.06	

Familiar with the specific		0.990	0.724	0.806	0.884
names of the					
immunotherapy drugs					
Yes	140 (34.83)	6.60±3.62	41.38±5.03	30.81±4.43	42.43±6.71
No	262 (65.17)	6.60±3.45	41.19±5.09	30.71±4.43	42.34±5.66

RMB: renminbi, the official currency in China.

Table S2. Knowledge, attitudes, and practices

Statement	Accuracy, n (%)
K1. Adverse reactions can occur during immunotherapy, but they are normal occurrences that do not require excessive attention.	204 (50.75)
K2. Skin toxicities (rashes, dermatitis, capillary proliferation), endocrine toxicities (hypothyroidism, hyperthyroidism, adrenal insufficiency), hepatic toxicities, cardiac toxicities, gastrointestinal toxicities (abdominal pain, diarrhea), pneumonia, renal toxicity (immune nephritis leading to proteinuria), etc., might emerge during the immunotherapy process.	247 (61.44)
K3. The liver is engaged in digestion, synthesis, and metabolic processes of various nutrients; impaired liver function significantly elevates the incidence of malnutrition in liver cancer patients.	245 (60.95)
K4. Tumor progression and immunotherapy can exacerbate malnutrition due to deteriorating liver function, which, in turn, affects the prognosis of liver cancer patients, leading to a vicious cycle.	231 (57.46)

1
2
3
4
5
6
7
8
9
10
11
12
13
14
15
16
17
18
19
20
21
22
23
24
25
26
27
28
29
30
31
32
33
34
35
36
37
38
39
40
41
42
43
44
45
46

- K5. Liver cancer patients undergoing treatment should undergo nutritional screening and assessment, followed by personalized nutritional interventions based on their nutritional status. 281 (69.90)
- K6. Nutritional risk screening and assessment include disease status, dietary surveys, weight change, anthropometric measurements, laboratory examinations, etc. 290 (72.14)
- K7. Nutritional support encompasses dietary guidance, oral supplements, enteral nutrition, and parenteral nutrition. 283 (70.40)
- K8. Appropriate and effective nutritional interventions can optimize the intake structure and quantity of nutrients, improve nutritional status and liver function, enhance tolerance to surgery or other treatments, enhance immune conditions, reduce complications during treatment, elevate quality of life, and extend survival time. 290 (72.14)
- K9. Prompt identification and timely reporting of symptoms of malnutrition and immune-related adverse events to healthcare professionals are not only beneficial for immunotherapy and ameliorating immune-related adverse symptoms and nutritional status but also increase the likelihood of continuing immunotherapy. 291 (72.39)

BMJ Open: first published as 10.1136/bmjopen-2024-086854 on 26 May 2025. Downloaded from <http://bmjopen.bmj.com/> on June 8, 2025 at Agence Bibliographique de l'Enseignement Supérieur (ABES).
All rights reserved. No reuse allowed without permission.
For peer review only - <http://bmjopen.bmj.com/site/about/guidelines.xhtml>

K10. Liver cancer patients receiving immunotherapy should be managed comprehensively throughout the cycle, from screening and assessment to diagnosis, supportive treatment, monitoring, and follow-up, focusing on nutritional and adverse event management.

Attitude	Strongly Agree	Agree	Neutral	Disagree	Strongly Disagree
A1. I consider nutritional support highly significant throughout the entire course of immunotherapy.	230 (27.21)	150 (37.31)	16 (3.98)	2 (0.50)	4 (1.00)
A2. I believe that targeted nutritional interventions can enhance the efficacy of immunotherapy.	196 (48.76)	175 (43.53)	25 (6.22)	2 (0.50)	4 (1.00)
A3. I deem continuous monitoring of adverse immune events to be essential.	208 (51.74)	160 (39.80)	32 (7.96)	0	2 (0.50)
A4. I would be concerned about adverse reactions following immunotherapy.	169 (42.04)	183 (45.52)	36 (8.96)	6 (1.49)	8 (1.99)

1
2
3
4
5
6
7
8
9
10
11
12
13
14
15
16
17
18
19
20
21
22
23
24
25
26
27
28
29
30
31
32
33
34
35
36
37
38
39
40
41
42
43
44
45
46

A5. I find it necessary to monitor nutrition-related indicators comprehensively.	188 (46.77)	172 (42.79)	30 (7.46)	6 (1.49)	6 (1.49)
A6. I think consuming high-quality proteins, abundant dietary fiber, and appropriate carbohydrates is crucial.	216 (53.73)	158 (39.30)	23 (5.72)	3 (0.75)	2 (0.50)
A7. I wish to acquire further knowledge about nutritional support through professional channels.	200 (49.75)	163 (40.55)	32 (7.96)	2 (0.50)	5 (1.24)
A8. I desire to gain more insights through professional channels regarding self-management, emergency responses, and precautions for managing adverse events during immunotherapy.	193 (48.01)	175 (43.53)	27 (6.72)	4 (1.00)	3 (0.75)
A9. I am confident in maintaining a relatively favorable nutritional status.	179 (44.53)	165 (41.04)	45 (11.19)	7 (1.74)	6 (1.49)

A10. I believe that maintaining a positive mindset and quality sleep are important during immunotherapy.

Practice	Always	Frequently	Sometime	Occasionally	Never
P1. I can cooperate with medical personnel for comprehensive treatment monitoring and follow-up.	216 (53.73)	130 (32.34)	43 (10.70)	6 (1.49)	7 (1.74)
P2. I will regularly monitor nutrition-related indicators such as body weight, body mass index, grip strength, albumin, and prognostic nutritional index.	177 (44.03)	140 (34.83)	55 (13.68)	22 (5.47)	8 (1.99)
P3. If a physician recommends it, I will take medication to enhance appetite, digestion, and absorption.	192 (47.76)	132 (32.84)	53 (13.18)	18 (4.48)	7 (1.74)
P4. I will proactively seek relevant knowledge about immunotherapy nutrition and adverse reactions through	172 (42.79)	126 (31.34)	64 (15.92)	27 (6.72)	13 (3.23)

professional channels such as healthcare providers, health promotion columns, books, and television.					
P5. I will undergo oral nutritional supplementation, including branched-chain amino acids, omega-3 fatty acids, and vitamin D if necessary.	162 (40.30)	118 (29.35)	60 (14.93)	31 (7.71)	31 (7.71)
P6. If required, I am prepared to receive enteral feeding through nasogastric/nasoenteric tubes.	133 (33.08)	38 (6.45)	46 (11.44)	36 (8.96)	149 (37.06)
P7. If necessary, I am open to receiving parenteral nutrition support (intravenous administration).	123 (30.60)	43 (10.70)	52 (12.94)	56 (13.93)	128 (31.84)
P8. I will maintain moderate physical exercise to improve my overall physical condition.	176 (43.78)	122 (30.35)	55 (13.68)	34 (8.46)	15 (3.73)
Lifestyle	Never	Occasionally	Sometimes	Frequently	Always

In your daily lifestyle habits, what is your eating frequency for the following types:

L1. Smoking	272 (67.66)	38 (9.45)	27 (63.72)	35 (8.71)	30 (7.46)
L2. Alcohol consumption	285 (70.90)	52 (12.94)	27 (6.72)	21 (5.22)	17 (4.23)
L3. Cooking methods involving frying, smoking, baking, pickling, etc.	223 (55.47)	100 (24.88)	47 (11.69)	19 (4.73)	13 (3.23)
L4. High-fat, high-salt, spicy foods (such as chili peppers, onions, ginger, raw garlic, and pepper)	212 (52.74)	100 (24.88)	50 (12.44)	27 (6.72)	13 (3.23)
L5. High-quality protein sources (legumes, eggs, meat, fish, shellfish, dairy products, etc.)	22 (5.47)	21 (5.22)	37 (9.20)	224 (55.72)	98 (24.38)
L6. Light and easily digestible foods (egg custard, millet porridge, lotus root powder, Chinese yam)	15 (3.73)	42 (10.45)	61 (15.17)	213 (52.99)	71 (17.66)

L7. Foods rich in vitamins (fresh vegetables and fruits, such as spinach, cabbage, kiwi, tomatoes, etc.)	8 (1.99)	34 (8.46)	42 (10.45)	217 (53.98)	101 (25.12)
L8. Stimulants like coffee, chocolate, and strong tea	247 (61.44)	70 (17.41)	30 (7.46)	38 (9.45)	17 (4.23)
L9. Probiotics	202 (50.25)	90 (22.39)	51 (12.69)	37 (9.20)	22 (5.47)
L10. Sugary beverages	215 (53.48)	114 (28.36)	45 (11.19)	20 (4.98)	8 (1.99)
L11. Citrus fruits (grapefruit, pomelo, honey pomelo, etc.)	93 (23.13)	112 (27.86)	75 (18.66)	92 (22.89)	30 (7.46)

Table S3. SEM model fit

Indicators	Reference	Results
CMIN/DF	1-3 Excellent, 3-5 Good	10
RMSEA	<0.08 Good	0.09
IFI	>0.8 Good	0.99
TLI	>0.8 Good	0.993
CFI	>0.8 Good	0.995

BMJ Open

Knowledge, attitude, and practice of nutritional support and immune-related adverse events among patients undergoing immunotherapy for liver cancer: a cross-sectional study

Journal:	<i>BMJ Open</i>
Manuscript ID	bmjopen-2024-086854.R2
Article Type:	Original research
Date Submitted by the Author:	05-Feb-2025
Complete List of Authors:	Wen, Wen ; Affiliated Haikou Hospital of Xiangya Medical College, Central South University, Hepatobiliary and Pancreatic Surgery; Philippine Christian University Center for International Education Chen, Yingshuang; Affiliated Haikou Hospital of Xiangya Medical College, Central South University, Hepatobiliary and Pancreatic Surgery Gao, Fangqing; Central South University Xiangya School of Medicine Affiliated Haikou Hospital, Gastroenterology Department Tong, Liling ; Affiliated Haikou Hospital of Xiangya Medical College, Central South University, Nursing Department
Primary Subject Heading:	Gastroenterology and hepatology
Secondary Subject Heading:	Gastroenterology and hepatology
Keywords:	Cross-Sectional Studies, ONCOLOGY, Hepatobiliary tumours < ONCOLOGY, PUBLIC HEALTH

SCHOLARONE™
Manuscripts



I, the Submitting Author has the right to grant and does grant on behalf of all authors of the Work (as defined in the below author licence), an exclusive licence and/or a non-exclusive licence for contributions from authors who are: i) UK Crown employees; ii) where BMJ has agreed a CC-BY licence shall apply, and/or iii) in accordance with the terms applicable for US Federal Government officers or employees acting as part of their official duties; on a worldwide, perpetual, irrevocable, royalty-free basis to BMJ Publishing Group Ltd ("BMJ") its licensees and where the relevant Journal is co-owned by BMJ to the co-owners of the Journal, to publish the Work in this journal and any other BMJ products and to exploit all rights, as set out in our [licence](#).

The Submitting Author accepts and understands that any supply made under these terms is made by BMJ to the Submitting Author unless you are acting as an employee on behalf of your employer or a postgraduate student of an affiliated institution which is paying any applicable article publishing charge ("APC") for Open Access articles. Where the Submitting Author wishes to make the Work available on an Open Access basis (and intends to pay the relevant APC), the terms of reuse of such Open Access shall be governed by a Creative Commons licence – details of these licences and which [Creative Commons](#) licence will apply to this Work are set out in our licence referred to above.

Other than as permitted in any relevant BMJ Author's Self Archiving Policies, I confirm this Work has not been accepted for publication elsewhere, is not being considered for publication elsewhere and does not duplicate material already published. I confirm all authors consent to publication of this Work and authorise the granting of this licence.

Knowledge, attitude, and practice of nutritional support and immune-related adverse events among patients undergoing immunotherapy for liver cancer: a cross-sectional study

Running title: KAP of irAEs and nutrition and lifestyle

Wen Wen^{1,2}, Yingshuang Chen¹, Fangqing Gao^{3*}, Liling Tong⁴

¹Hepatobiliary and Pancreatic Surgery, Affiliated Haikou Hospital of Xiangya Medical College, Central South University, Haikou 570208, China.

²Philippine Christian University Center for International Education, Manila 1006, Philippines.

³Gastroenterology Department, Affiliated Haikou Hospital of Xiangya Medical College, Central South University, Haikou 570208, China.

⁴Nursing Department, Affiliated Haikou Hospital of Xiangya Medical College, Central South University, Haikou 570208, China.

***Corresponding author**

Fangqing Gao

Gastroenterology Department, Affiliated Haikou Hospital of Xiangya Medical College, Central South University

Address: No.43, Renmin Avenue, Meilan District, Haikou 570208, Hainan, China.

Email: 13876780494@163.com

Tel: +86 13876780494

1
2
3
4
5
6
7
8
9
10
11
12
13
14
15
16
17
18
19
20
21
22
23
24
25
26
27
28
29
30
31
32
33
34
35
36
37
38
39
40
41
42
43
44
45
46
47
48
49
50
51
52
53
54
55
56
57
58
59
60

ABSTRACT

Objectives: No study specifically examined the knowledge, attitude, and practice (KAP) toward immune-related adverse events (irAEs) and nutritional support in patients with liver cancer (LC), nor have they explored their lifestyle. This study aimed to address that issue.

Design: This cross-sectional study

Setting: This cross-sectional study was conducted at Haikou People’s Hospital from December 2022 to April 2023.

Participants: Patients undergoing immunotherapy for LC.

Primary and secondary outcome measures: The mean knowledge, attitude, practice, and lifestyle scores using an investigator-designed questionnaire completed during immunotherapy.

Results: The study included 402 participants. The mean knowledge, attitude, practice, and lifestyle scores were 6.60±3.51 (/10, 66.00%), 41.26±5.06 (/50, 82.52%), 30.74±4.20 (/40, 76.85%), and 42.37±6.04 (/55, 77.04%). Attitude positively influenced practice ($\beta=0.381$, $P<0.001$) and lifestyle ($\beta=1.928$, $P<0.001$). The place of residence positively influenced attitude ($\beta=1.242$, $P=0.013$). The residential status positively influenced attitude ($\beta=1.619$, $P=0.044$). The number of immunotherapy lines positively influenced lifestyle ($\beta=1.928$, $P<0.001$). Gender positively influenced lifestyle ($\beta=1.431$, $P=0.023$).

Conclusion: Patients with LC and immunotherapy had moderate KAP toward irAEs and nutritional support. They also displayed moderate lifestyle scores. Urban residents, people not living alone, females, and those having received two or more immunotherapy treatments positively influence attitude, while attitude positively influences practice and lifestyle.

Keywords: knowledge, attitude, practice; liver cancer; nutritional support; immune-related adverse events (ir AEs); lifestyle; cross-sectional study

For peer review only

1
2
3
4
5
6
7
8
9
10
11
12
13
14
15
16
17
18
19
20
21
22
23
24
25
26
27
28
29
30
31
32
33
34
35
36
37
38
39
40
41
42
43
44
45
46
47
48
49
50
51
52
53
54
55
56
57
58
59
60

Strengths and limitations of this study

1. While a cross-sectional design is useful for capturing data at a single time point, it limits the ability to establish causality or infer temporal relationships between variables.
2. Conducting the study at a single hospital may introduce selection bias and limit the generalizability of the findings to other settings or populations.
3. The reliance on self-reported measures for assessing knowledge, attitude, practice, and lifestyle introduces the potential for response bias and social desirability bias, impacting the accuracy of the results.
4. Although the study identifies certain factors influencing attitudes and lifestyle, there may be other unmeasured confounding variables that could affect the outcomes.
5. While the study assesses KAP toward irAEs, nutritional support, and lifestyle factors, it may not capture all relevant aspects influencing patient care and outcomes during immunotherapy for LC.

INTRODUCTION

The estimated worldwide incidence of liver cancer in GLOBOCAN 2022 was 865,269 new cases, and mortality was 757,948¹. Most liver cancers are hepatocellular carcinoma (HCC)^{2 3}. The worldwide age-standardized annual mortality rates of liver cancer are 13.9 per 100,000 in men and 4.9 per 100,000 in women⁴. The most important risk factors for LC are preexisting liver cirrhosis and hepatitis B infection (due to both direct oncogenic effect and risk of cirrhosis)^{2 3 5 6}. Risk factors for liver cirrhosis (and therefore risk factors for LC) include hepatitis C infection, alcohol use, and nonalcoholic steatohepatitis^{2 3 5 6}. The incidence of LC is higher in men and generally follows the geographical distribution of hepatitis B virus and hepatitis C^{2 5 6}. LC management is multidisciplinary and involves surgery (when possible), chemotherapy, targeted therapy, radiotherapy, and immunotherapy^{2 5 6}. Despite optimal treatments, the 5-year survival is 22% in the United States of America⁷ and 12.1% in China⁸, with lower survival in rural China (11.2%) compared with urban areas (14.0%)⁹.

Immunotherapy is a recent paradigm in treating cancers, including LC¹⁰⁻¹². Cancer cells can escape the immune system through the PD-1/PD-L1 pathway^{13 14}, and drugs targeting PD-1 or PD-L1 have been developed to restore the immunosurveillance of cancer cells and their destruction¹⁰⁻¹². Still, the PD-1/PD-L1 usually plays roles in immune tolerance and preventing autoimmune reactions^{13 14}, and inhibiting the PD-1/PD-L1 pathway can lead to immune-related adverse events (irAEs). The pathogenesis of irAEs is still poorly understood, but they involve inflammatory reactions of normal tissues that can be bothersome but also life-threatening¹⁵⁻¹⁷.

Adequate nutrition is also essential in patients with LC to ensure optimal outcomes, and nutritional support can be necessary in patients with inadequate nutrition due, for example, to

adverse gastrointestinal events (AEs) from therapies^{18 19}. Still, the palliation of some symptoms of HCC (e.g., loss of appetite, weakness, fatigue, etc.) using androgens (since most LCs occur in males) can help alleviate the need for nutritional support²⁰. The management of irAEs and nutrition involves healthcare providers. It can involve medical interventions (e.g., management of irAEs, enteral nutrition, and hospitalization). Still, they also involve patient self-management in taking proper preventive measures and knowing when to consult, for example,²¹. A knowledge, attitude, and practice (KAP) survey is a tool that provides quantitative and qualitative data about gaps, misconceptions, and misunderstandings that constitute barriers toward the optimal performance of a given task or set of tasks in a specific group of individuals^{22 23}. A systematic review showed that the eating habits of Chinese patients with cancer and chemotherapy were poor, but no data are available for immunotherapy specifically²⁴. A study showed that Chinese patients with cancer had a basic understanding of irAEs²⁵, but the study was not specific to LC and did not evaluate attitudes and practices. Compared with other types of cancer, e.g., breast cancer, patients with LC have a poorer prognosis, and there is a male predominance. In addition, the risk factors for LC are different from other cancers, mainly encompassing chronic liver diseases, alcohol drinking, and hepatitis virus infection. Those differences could influence the KAP toward irAEs.

Therefore, this study aimed to investigate the KAP-lifestyle (KAP-L) of patients with LC and immunotherapy patients regarding nutritional support and irAEs. The results can provide crucial information to design educational interventions to improve patient self-management and outcomes.

Protected by copyright, including for uses related to text and data mining, AI training, and similar technologies. Ensignement Supérieur (ABES).

MATERIALS AND METHODS

Study design and participants

This cross-sectional study was conducted at Haikou People's Hospital from December 2022 to April 2023 and enrolled patients undergoing immunotherapy for LC. This study was approved by the Institutional Review Board of Haikou People's Hospital (2022-Ethical Review-231). All participants signed the informed consent form before completing the survey.

The inclusion criteria were 1) aged 18-90 years old, 2) pathologically confirmed locally advanced or unresectable liver cancer, and 3) undergoing immunotherapy (any line of treatment). The exclusion criteria were 1) surgical patients, 2) simultaneously suffering from other malignant tumors, 3) before or planned liver transplantation, 4) active autoimmune diseases, 5) ambiguous consciousness, unable to fill out by oneself or with assistance, or 6) withdrawal during the filling process.

Questionnaire and quality control

A self-designed questionnaire consisting of five dimensions was developed based on the relevant literature^{15 18 19 24-26}. After the questionnaire design, modifications were made by incorporating insights from 15 experts in nutrition in oncology and medical oncology, removing similar or redundant questions, and refining questions with unclear phrasing. Before the official distribution, a small-scale pilot test (70 participants) was conducted, yielding a Cronbach's α coefficient of 0.853 (0.879 for knowledge, 0.828 for attitudes, and 0.758 for practice), indicating strong internal consistency.

The final questionnaire was in Chinese and encompassed 1) participants' demographic information (including age, gender, residential area, education level and income level, et.al),

2) knowledge dimension (10 items, with a score of 1 assigned for correct answers and 0 for incorrect or uncertain responses), 3) attitude dimension (10 items, scored using a 5-point Likert scale, ranging from “strongly positive” (5 points) to “strongly negative” (1 point)), 4) practice dimension (eight items, scored using a 5-point Likert scale, ranging from “always” (5 points) to “never” (1 point)), and 5) lifestyle dimension (11 items, also scored using a 5-point Likert scale, ranging from “always” (5 points) to “never” (1 point)). Higher scores correspond to better knowledge, more positive attitudes, and more proactive practices. Scores <60% were considered poor, scores 60%-79% were considered moderate, and scores ≥80% were considered adequate, based on Bloom’s criteria ²⁷.

An online questionnaire was developed using the WeChat-based Wenjuanxing platform. A QR code was generated for data collection via WeChat. The participants accessed and completed the questionnaire by scanning the QR code received via WeChat. In order to ensure the quality and completeness of the questionnaires, all items were made mandatory. Incomplete questionnaires were excluded during the quality control process. Therefore, all items were responded to, which would not affect the results.

The research team members reviewed the integrity, internal consistency, and rationality of all collected questionnaires for quality control. A given IP address could be used to submit a questionnaire only once. Questionnaires that took <110 s to complete were excluded. Questionnaires completed using all the same options (e.g., the first option) were deemed invalid. Finally, questionnaires containing impossible values (e.g., impossible age, height, or weight) or logical errors were excluded. The Cronbach’s α coefficient for all valid questionnaires was 0.840 (0.913 for knowledge, 0.800 for attitudes, and 0.718 for practice).

Protected by copyright, including for uses related to text and data mining, AI training, and similar technologies. Ensignment Superior (ABES).

Statistical analysis

The statistical analysis software was SPSS 26.0 (IBM, Armonk, NY, USA). Quantitative variables were described as means \pm standard deviations (SD), while group comparisons were conducted using Student's t-test or analysis of variance (ANOVA). Categorical variables were presented as n (%). Pearson's correlation analysis explored the relationships between knowledge, attitude, and practice scores. The study used a structural equation modeling (SEM) analysis to validate various causality hypotheses empirically. These hypotheses encompassed 1) knowledge has a direct impact on attitudes, practices, and lifestyles, 2) attitudes have a direct influence on practices and lifestyles, 3) residential area and status have direct influences on attitudes, 4) gender has a direct influence on attitudes and lifestyles, and 5) assessing the direct association between the number of immunotherapy medication usage and lifestyles. All statistical tests were two-tailed, and P-values <0.05 were considered statistically significant.

RESULTS

Characteristics of the participants

The study included 419 respondents. After removing the following cases: 1) 1 respondent with abnormal height and weight, 2) 9 respondents answered with logical errors, and 3) 7 respondents with a completion time of less than 110 seconds, a total of 402 valid questionnaires were included in the analysis (**Figure 1**). The participants were 56.84±11.93 years old. Most participants were male (71.89%), had a BMI of 18.5-23.9 kg/m² (60.95%), were living in rural areas (55.97%), were not living alone (89.30%), were married (90.05%), had high school or technical secondary school education (34.08%), had an income of 2000-5000 RBM/months (48.76%), had health insurance (99.50%), had gastrointestinal symptom (50.75%), did not experience irAEs (89.80%), received one line of immunotherapy (54.23%), and were not familiar with the name of their immunotherapy (65.17%) (**Table S1**).

Knowledge

The mean knowledge score was 6.60±3.51 (/10, 66.00%)(**Table 1**). No significant differences were observed according to the characteristics of the participants. The knowledge item with the lowest score was K1 (50.75%; “Adverse reactions can occur during immunotherapy, but they are normal occurrences that do not require excessive attention.”), while the item with the highest score was K9 (72.39%; “Prompt identification and timely reporting of symptoms of malnutrition and immune-related events to healthcare professionals are not only beneficial for immunotherapy and ameliorating immune-related adverse symptoms and nutritional status but also increase the likelihood of continuing immunotherapy.”) (**Table S2**).

Protected by copyright, including for uses related to text and data mining, AI training, and similar technologies. Ensignement Supérieur (ABES).

Attitude

The mean attitude score was 41.26 ± 5.06 (/50, 82.52%) (**Table 1**). Higher attitude scores were observed in urban dwellers (41.99 ± 5.19 vs. 40.68 ± 4.89 , $P=0.010$), those not living alone (41.44 ± 5.07 vs. 39.72 ± 4.76 , $P=0.035$), and those with higher income ($>20,000$ CNY/month: 43.50 ± 3.46 ; <2000 CNY/month: 39.66 ± 5.88 ; $P=0.005$) (**Table S1**). The attitude item with the lowest score was A1 (64.52%; “I consider nutritional support to be highly significant throughout the entire course of immunotherapy.”), while the item with the highest score was A10 (93.28%; “I believe that maintaining a positive mindset and quality sleep are important during immunotherapy.”) (**Table S2**).

Practice

The mean practice score was 30.74 ± 4.20 (/40, 76.85%) (**Table 1**). No significant differences were observed according to the characteristics of the participants. The practice item with the lowest score was P6 (39.53%; “If required, I am prepared to receive enteral feeding through nasogastric/nasoenteric tubes.”), while the item with the highest score was P1 (86.07%; “I am capable of cooperating with medical personnel for comprehensive treatment monitoring and follow-up.”) (**Table S2**).

Lifestyle

The mean lifestyle score was 42.37 ± 6.04 (/55, 77.04%) (**Table 1**). Higher lifestyle scores were observed in females (43.43 ± 5.36 vs. 41.95 ± 6.24 , $P=0.027$), widows (widows: 45.20 ± 5.55 ; married: 42.49 ± 5.99 ; unmarried: 39.09 ± 6.45 ; $P=0.031$), and with more than one immunotherapy line (43.46 ± 6.06 vs. 41.45 ± 5.88 , $P=0.001$) (**Table S1**). The lifestyle item with the lowest score was L11 (30.35%; “Citrus fruits (grapefruit, pomelo, honey pomelo, etc.).”),

while the item with the highest score was L2 (83.84%; “Alcohol consumption”) (**Table S2**).

Correlations

The knowledge scores were correlated to the attitude scores ($r=0.105$, $P=0.035$). The attitude scores were correlated to the practice ($r=0.460$, $P<0.001$) and lifestyle ($r=0.486$, $P<0.001$) scores. The practice scores were correlated to the lifestyle scores ($r=0.269$, $P<0.001$) (**Table 2**).

Structural equation modeling

As shown in **Table 3** and **Figure 2**, attitude positively influenced practice ($\beta=0.381$, $P<0.001$) and lifestyle ($\beta=1.928$, $P<0.001$). The place of residence positively influenced attitude ($\beta=1.242$, $P=0.013$). The residential status positively influenced attitude ($\beta=1.619$, $P=0.044$). The number of immunotherapy lines positively influenced lifestyle ($\beta=1.928$, $P<0.001$). Gender positively influenced lifestyle ($\beta=1.431$, $P=0.023$). Table S1 shows that the SEM analysis had a good fit.

Protected by copyright, including for uses related to text and data mining, AI training, and similar technologies. Ensignement Supérieur (ABES).

DISCUSSION

Very few data are available in the literature concerning the KAP of patients with LC toward irAEs and lifestyle habits. The present study revealed moderate KAP toward lifestyle habits and irAEs. A systematic review showed that the eating habits of Chinese patients with cancer and chemotherapy were poor ²⁴; although no data were available for immunotherapy, it supported the present study. Another study showed that Chinese patients with cancer had a basic understanding of irAEs ²⁵, but the study was not specific to LC and did not evaluate attitudes and practices. Intrinsic differences between patients with LC and those with other types of cancer could explain the differences.

Symptoms of advanced HCC affect quality of life, and the treatment of HCC can restore quality of life ²⁸. Thus, immunotherapy can potentially reverse the HCC-related symptoms and help improve quality of life. Nevertheless, the side effects of immunotherapy need to be factored in, as it can affect empowerment and self-management. Self-management is a critical component of cancer care. Indeed, the patients must remain aware of the signs and symptoms that should prompt consultation. At home, they are also responsible for maintaining lifestyle habits that could improve their prognosis or, at least, not worsen it ²¹. A previous systematic review revealed poor KAP toward good eating habits among Chinese patients on chemotherapy for various types of cancers ²⁴. That previous study supports the present one, which showed poor lifestyle scores for several foods in patients with LC and immunotherapy. Increasing evidence indicates that a healthy diet can improve the outcomes of immunotherapy ^{29 30}. Although the knowledge about which food can improve immunotherapy outcomes is lacking, it appears, for

now, that a healthy diet, in general, improves the response to immunotherapy. Hence, good lifestyle habits should be promoted among patients on immunotherapy.

In this study, many participants with LC were still regularly smoking, drinking alcohol, and had unhealthy dietary habits, all of which are associated with LC development and progression³¹⁻³⁴. Of importance, most participants did not take probiotics and were not eating citrus fruits. Probiotics are important in the management of gastrointestinal side effects of cancer treatments through maintaining a stable microbiota and preventing harmful bacteria from becoming predominant³⁵. Citrus fruits are rich in vitamins and antioxidants and play roles in maintaining the integrity of immunological barriers and in supporting immune cells³⁶⁻³⁸. On the other hand, citrus fruits are rich in active ingredients, such as furacoumarin, naringin, and bergamot, that can inhibit the activity of metabolic enzymes (mainly UGT1A3 or UGT2B7)³⁹. UGT1A3 is involved in the metabolic elimination of many aromatic hydrocarbons, amines, non-steroidal anti-inflammatory drugs, and statins⁴⁰. UGT2B7 participates in drug glucuronidation reactions, including anticancer drugs, gemcitabine, etc. It can also bind many endogenous substances, such as bile acids, androgens, and estrogen⁴¹. When certain drugs metabolized by UGT1A3 or UGT2B7 enzymes are taken together with pomelo, it may affect the metabolism and excretion of the drugs, leading to increased adverse reactions. Therefore, in the future, intervention research on the impact of fruits such as grapefruit on medication can be strengthened. Branched-chain amino acids can also help improve the symptoms of LC and treatment complications⁴². Therefore, the lifestyle of the study population was not ideal in terms of LC prognosis³¹⁻³⁴. Especially, smoking and alcohol consumption are independent risk factors for confirmed liver cancer^{2 3 5 6} because of their impact on inflammation, cancer

Protected by copyright, including for uses related to text and data mining, AI training, and similar technologies.
Enseignement Supérieur (ABES)

progression, and health in general ⁴³⁻⁴⁵, and they affect liver function and immunotherapy efficacy ⁴⁶. Still, the high rates of smoking and drinking could reflect a poor knowledge of the risk factors for poor outcomes in LC but could also reflect patients wishing to maintain activities they associate with pleasure in the face of a disease with a poor prognosis. Women often have a higher healthcare literacy and higher health awareness than men ⁴⁷⁻⁵⁰. In addition, family support plays an undeniable advantage in the management of cancer patients, helping them with daily tasks, cooking for them, caring for them, and remembering instructions and advice that the patients might forget due to the emotional charge associated with cancer-related events ^{51 52}. The present study was not designed to assess that point. Nevertheless, efforts should be taken to teach patients with LC the proper lifestyle habits necessary to optimize prognosis. Recent data also suggests that probiotics should be encouraged to prevent irAEs ⁵³. Indeed, regulation of the gut microbiome appears crucial in preventing irAEs ⁵⁴. The gut microbiota was also shown to modulate the response to immunotherapy, with distinct responses to immunotherapy according to the composition of the microbiome ⁵⁵. Gut dysbiosis can even lead to resistance to immunotherapy ⁵⁵. Hence, administering specific bacteria could be used to improve the response to immunotherapy and prevent irAEs ⁵⁶. IrAEs can be simply bothersome but also life-threatening ¹⁵⁻¹⁷. Still, irAEs appear to be related to the efficacy of immunotherapy ^{57 58}. Therefore, patients have to maintain a good attitude and practice toward the management of irAEs, as well as know when to consult and how to deal with them. A study showed that Chinese patients with cancer had a basic understanding of irAEs ²⁵ but that there were several gaps in knowledge, as observed in the present study. In particular, the patients should be educated on the nature of irAEs and their manifestations.

People living in urban areas and not living alone often enjoy a higher socioeconomic status, and it is well-known that higher socioeconomic status is associated with better health literacy⁵⁹. In the present study, the knowledge scores were only correlated to the attitude scores, while the attitude scores were correlated to the practice and lifestyle scores. Although knowledge did not influence attitude in the SEM, improving knowledge could translate into attitude, practice, and lifestyle improvements. Healthcare providers are a primary source of information for the patients, but previous studies revealed relatively poor KAP toward cancer nutritional support^{26 60} and irAEs⁶¹ among healthcare providers. Patients with LC and immunotherapy should be encouraged to perform physical activity, which is akin to prehabilitation for liver resection to improve tolerance to treatment⁶². It should help reduce the side effects or increase the patient's tolerance to them, hence improving patient outcomes. Still, the most optimal regimens remain to be determined. Future studies should examine the KAP toward irAEs and nutritional support among healthcare providers. Educational interventions should be designed for the patients and maybe also for the healthcare providers. Especially the nature and severity of the irAEs, the risk of malnutrition during immunotherapy, the role of the liver in human physiology, the importance of nutritional screening in LC, the role of nutritional support in LC, and the importance of promptly identifying and reacting to malnutrition and irAEs. Such education should be comprehensive and involve several healthcare providers working as a team for the management of patients with LC. It should be provided as soon as possible in the patient trajectory, with monitoring and reminders when necessary.

This study specifically examined the knowledge, attitude, practice (KAP), and lifestyle of patients with liver cancer (LC) undergoing immunotherapy, focusing on immune-related

adverse events (irAEs) and nutritional support, which fills a significant gap in the literature. The study's comprehensive assessment of multiple aspects of patient care, including KAP and lifestyle, provides a holistic view of how patients manage their condition and treatment. With a relatively large sample size of 402 participants, the study enhances the statistical power and generalizability of the findings. We employed rigorous statistical methods, including regression analysis, to identify significant predictors of KAP and lifestyle, ensuring the reliability and validity of the results. The findings have practical implications for healthcare providers, policymakers, and researchers, as they can inform the development of targeted interventions to improve patient outcomes and quality of life. Additionally, the study's local context at Haikou People's Hospital provides valuable, context-specific insights that can guide tailored interventions and policies relevant to the specific population. Nevertheless, this study has limitations. It was a single-center study. Even though 402 patients with LC and immunotherapy represent a relatively large sample size, it is still too small to derive correlations and recommendations regarding the KAP-L in patients with LC. The questionnaire was designed by the investigators. It was reviewed by 15 experts in LC management, which could introduce bias from the healthcare perspective. In addition, some questions contained medical jargon that could introduce the Hawthorne effect. Future surveys should also be reviewed by nursing experts, laypeople, and a variety of professionals. The study was cross-sectional in design, preventing the analysis of causality. Still, a SEM analysis was performed to infer causality, but it must be remembered that the causality is purely statistical and remains to be confirmed. In addition, the data represent a single point in time. Still, the results could serve as a historical baseline to evaluate the effect of future interventions. Future studies should

examine the impact of health education on the KAP-L of patients with LC and immunotherapy. The questionnaire was designed by local investigators based on local practice, policies, and reality, limiting generalizability. Finally, all KAP studies are at risk of the social desirability bias, in which some participants might be tempted to answer what they know they should do instead of what they are actually doing ^{63 64}. The Hawthorn effect (a type of reactive human behavior in which people change their behavior when they feel observed) could also have introduced bias.

Expanding the scope of the survey and including hospitals in different regions and levels is recommended to validate the results of this study. Clinical intervention research should be performed on the knowledge, attitude, behavior, and lifestyle level of nutrition and irAEs in patients with LC and immunotherapy and evaluate the effectiveness of the intervention. The impact of good sleep and moderate exercise (as good lifestyles) in relation to nutrition and irAEs should also be examined.

In conclusion, patients with LC and immunotherapy had moderate KAP toward irAEs and nutritional support. They also displayed moderate lifestyle scores. Urban residents, people not living alone, females, and those having received two or more immunotherapy treatments positively influence attitude, while attitude positively influences practice and lifestyle.

Declarations

Ethics approval and consent to participate

This work has been carried out in accordance with the Declaration of Helsinki (2000) of the World Medical Association. This study was approved by the Institutional Review Board of Haikou People's Hospital (2022-Ethical Review-231). All participants signed the informed consent form before completing the survey.

The Patient and Public Involvement statement

Patients with LC were involved as participants. The patients with LC or the public were not involved in the study design or its completion.

Consent for publication

Not applicable

Availability of data and materials

All data generated or analyzed during this study are included in this article and its supplementary materials.

Competing interests

The authors declare that they have no competing interests.

Funding

This study was supported by the Hainan Provincial Natural Science Foundation of China (823MS169) to Wen Wen and the Healthy Department of Hainan Province (22A200123) to Wen Wen.

Authors' contributions

Wen Wen and Fangqing Gao carried out the studies, participated in collecting data, and drafted the manuscript. Yingshuang Chen and Liling Tong performed the statistical analysis and participated in its design. Wen Wen and Yingshuang Chen participated in the acquisition, analysis, or interpretation of data and drafted the manuscript. All authors read and approved the final manuscript. Fangqing Gao acted as guarantor.

Acknowledgments

None.

REFERENCES

1. Bray F, Laversanne M, Sung H, et al. Global cancer statistics 2022: GLOBOCAN estimates of incidence and mortality worldwide for 36 cancers in 185 countries. *CA Cancer J Clin* 2024;74(3):229-63. doi: 10.3322/caac.21834 [published Online First: 2024/04/04]
2. NCCN Clinical Practice Guidelines in Oncology (NCCN Guidelines). Hepatocellular Carcinoma. Version 1.2023. Fort Washington: National Comprehensive Cancer Network 2023.
3. Villanueva A. Hepatocellular Carcinoma. *N Engl J Med* 2019;380(15):1450-62. doi: 10.1056/NEJMra1713263 [published Online First: 2019/04/11]
4. Sung H, Ferlay J, Siegel RL, et al. Global Cancer Statistics 2020: GLOBOCAN Estimates of Incidence and Mortality Worldwide for 36 Cancers in 185 Countries. *CA Cancer J Clin* 2021;71(3):209-49. doi: 10.3322/caac.21660 [published Online First: 2021/02/05]
5. Marrero JA, Kulik LM, Sirlin CB, et al. Diagnosis, Staging, and Management of Hepatocellular Carcinoma: 2018 Practice Guidance by the American Association for the Study of Liver Diseases. *Hepatology* 2018;68(2):723-50. doi: 10.1002/hep.29913 [published Online First: 2018/04/07]
6. Vogel A, Cervantes A, Chau I, et al. Hepatocellular carcinoma: ESMO Clinical Practice Guidelines for diagnosis, treatment and follow-up. *Ann Oncol* 2018;29(Suppl 4):iv238-iv55. doi: 10.1093/annonc/mdy308 [published Online First: 2018/10/05]
7. Siegel RL, Giaquinto AN, Jemal A. Cancer statistics, 2024. *CA Cancer J Clin* 2024;74(1):12-49. doi: 10.3322/caac.21820 [published Online First: 2024/01/17]

8. Qin Y, Tang C, Li J, et al. Liver cancer in China: the analysis of mortality and burden of disease trends from 2008 to 2021. *BMC Cancer* 2024;24(1):594. doi: 10.1186/s12885-024-12334-2 [published Online First: 20240516]

9. Shan T, Ran X, Li H, et al. Disparities in stage at diagnosis for liver cancer in China. *J Natl Cancer Cent* 2023;3(1):7-13. doi: 10.1016/j.jncc.2022.12.002 [published Online First: 20230103]

10. Mandlik DS, Mandlik SK, Choudhary HB. Immunotherapy for hepatocellular carcinoma: Current status and future perspectives. *World J Gastroenterol* 2023;29(6):1054-75. doi: 10.3748/wjg.v29.i6.1054 [published Online First: 2023/02/28]

11. Sangro B, Sarobe P, Hervas-Stubbs S, et al. Advances in immunotherapy for hepatocellular carcinoma. *Nat Rev Gastroenterol Hepatol* 2021;18(8):525-43. doi: 10.1038/s41575-021-00438-0 [published Online First: 2021/04/15]

12. Li J, Xuan S, Dong P, et al. Immunotherapy of hepatocellular carcinoma: recent progress and new strategy. *Front Immunol* 2023;14:1192506. doi: 10.3389/fimmu.2023.1192506 [published Online First: 2023/05/26]

13. Han Y, Liu D, Li L. PD-1/PD-L1 pathway: current researches in cancer. *Am J Cancer Res* 2020;10(3):727-42. [published Online First: 2020/04/09]

14. Ghosh C, Luong G, Sun Y. A snapshot of the PD-1/PD-L1 pathway. *J Cancer* 2021;12(9):2735-46. doi: 10.7150/jca.57334 [published Online First: 2021/04/16]

15. NCCN Clinical Practice Guidelines in Oncology (NCCN Guidelines).Management of Immunotherapy-Related Toxicities. Version 2.2023. Fort Washington: National Comprehensive Cancer Network 2023.

16. Conroy M, Naidoo J. Immune-related adverse events and the balancing act of immunotherapy. *Nat Commun* 2022;13(1):392. doi: 10.1038/s41467-022-27960-2 [published Online First: 2022/01/21]
17. Choi J, Lee SY. Clinical Characteristics and Treatment of Immune-Related Adverse Events of Immune Checkpoint Inhibitors. *Immune Netw* 2020;20(1):e9. doi: 10.4110/in.2020.20.e9 [published Online First: 2020/03/12]
18. van Dijk AM, Coppens BJP, van Beers MA, et al. Nutritional status in patients with hepatocellular carcinoma: Potential relevance for clinical outcome. *Eur J Intern Med* 2022;104:80-88. doi: 10.1016/j.ejim.2022.07.002 [published Online First: 2022/07/29]
19. Elsebaie EM, Abdel-Fattah AN, Bakr NA, et al. Principles of Nutritional Management in Patients with Liver Dysfunction—A Narrative Review. *Livers* 2023;3(2):190-218. doi: 10.3390/livers3020013
20. Teng TZJ, Shelat VG. Testosterone gel improves appetite and reduces tiredness in males with advanced cancer. *BMJ Support Palliat Care* 2021;11(2):145. doi: 10.1136/bmjspcare-2020-002662 [published Online First: 2021/01/21]
21. van Dongen SI, de Nooijer K, Cramm JM, et al. Self-management of patients with advanced cancer: A systematic review of experiences and attitudes. *Palliat Med* 2020;34(2):160-78. doi: 10.1177/0269216319883976 [published Online First: 2020/02/06]
22. Andrade C, Menon V, Ameen S, et al. Designing and Conducting Knowledge, Attitude, and Practice Surveys in Psychiatry: Practical Guidance. *Indian J Psychol Med* 2020;42(5):478-81. doi: 10.1177/0253717620946111 [published Online First: 2021/01/09]

23. World Health Organization. Advocacy, communication and social mobilization for TB control: a guide to developing knowledge, attitude and practice surveys. http://whqlibdoc.who.int/publications/2008/9789241596176_eng.pdf. Accessed November 22, 20222008.

24. Tang H, Zhang Y, Cao B, et al. Knowledge, attitudes and behaviors toward healthy eating among Chinese cancer patients treated with chemotherapy: A systematic review. *Asia Pac J Oncol Nurs* 2023;10(1):100163. doi: 10.1016/j.apjon.2022.100163 [published Online First: 2022/12/07]

25. Zhang L, Wang J, Zhang B, et al. Attitudes and Practices of Immune Checkpoint Inhibitors in Chinese Patients With Cancer: A National Cross-Sectional Survey. *Front Pharmacol* 2021;12:583126. doi: 10.3389/fphar.2021.583126 [published Online First: 2021/04/13]

26. Zhang XW, Li W, Chen GY, et al. Knowledge, Attitude and Practice (K-A-P) of Cancer Nutrition in Chinese Medical Staff. *J Nutr Oncol* 2017;2(2):83-90. doi: 10.34175/jno201702005

27. Bloom BS. Learning for Mastery. Instruction and Curriculum. Regional Education Laboratory for the Carolinas and Virginia, Topical Papers and Reprints, Number 1. *Evaluation Comment* 1968;1(2):n2.

28. Ahmed S, de Souza NN, Qiao W, et al. Quality of Life in Hepatocellular Carcinoma Patients Treated with Transarterial Chemoembolization. *HPB Surg* 2016;2016:6120143. doi: 10.1155/2016/6120143 [published Online First: 2016/05/05]

29. Spencer CN, McQuade JL, Gopalakrishnan V, et al. Dietary fiber and probiotics influence the gut microbiome and melanoma immunotherapy response. *Science*

Protected by copyright, including for uses related to text and data mining, AI training, and similar technologies. Ensignement Supérieur (ABES).

- 2021;374(6575):1632-40. doi: 10.1126/science.aaz7015 [published Online First: 2021/12/24]
30. Soldati L, Di Renzo L, Jirillo E, et al. The influence of diet on anticancer immune responsiveness. *J Transl Med* 2018;16(1):75. doi: 10.1186/s12967-018-1448-0 [published Online First: 2018/03/22]
31. Jain D, Chaudhary P, Varshney N, et al. Tobacco Smoking and Liver Cancer Risk: Potential Avenues for Carcinogenesis. *J Oncol* 2021;2021:5905357. doi: 10.1155/2021/5905357 [published Online First: 20211210]
32. Zelber-Sagi S, Nouredin M, Shibolet O. Lifestyle and Hepatocellular Carcinoma What Is the Evidence and Prevention Recommendations. *Cancers (Basel)* 2021;14(1) doi: 10.3390/cancers14010103 [published Online First: 20211226]
33. Pelucchi C, Gallus S, Garavello W, et al. Cancer risk associated with alcohol and tobacco use: focus on upper aero-digestive tract and liver. *Alcohol Res Health* 2006;29(3):193-8.
34. Luu HN, Behari J, Goh GB, et al. Composite Score of Healthy Lifestyle Factors and Risk of Hepatocellular Carcinoma: Findings from a Prospective Cohort Study. *Cancer Epidemiol Biomarkers Prev* 2021;30(2):380-87. doi: 10.1158/1055-9965.EPI-20-1201 [published Online First: 20201113]
35. Rodriguez-Arrastia M, Martinez-Ortigosa A, Rueda-Ruzafa L, et al. Probiotic Supplements on Oncology Patients' Treatment-Related Side Effects: A Systematic Review of Randomized Controlled Trials. *Int J Environ Res Public Health* 2021;18(8) doi: 10.3390/ijerph18084265 [published Online First: 2021/05/01]

36. Miles EA, Calder PC. Effects of Citrus Fruit Juices and Their Bioactive Components on Inflammation and Immunity: A Narrative Review. *Front Immunol* 2021;12:712608. doi: 10.3389/fimmu.2021.712608 [published Online First: 2021/07/13]

37. Wang J, Gao J, Xu HL, et al. Citrus fruit intake and lung cancer risk: A meta-analysis of observational studies. *Pharmacol Res* 2021;166:105430. doi: 10.1016/j.phrs.2021.105430 [published Online First: 2021/02/03]

38. Song JK, Bae JM. Citrus fruit intake and breast cancer risk: a quantitative systematic review. *J Breast Cancer* 2013;16(1):72-6. doi: 10.4048/jbc.2013.16.1.72 [published Online First: 2013/04/18]

39. Liu D, Wu J, Xie H, et al. Inhibitory Effect of Hesperetin and Naringenin on Human UDP-Glucuronosyltransferase Enzymes: Implications for Herb-Drug Interactions. *Biol Pharm Bull* 2016;39(12):2052-59. doi: 10.1248/bpb.b16-00581 [published Online First: 2016/12/03]

40. Li Y, Meng Q, Yang M, et al. Current trends in drug metabolism and pharmacokinetics. *Acta Pharm Sin B* 2019;9(6):1113-44. doi: 10.1016/j.apsb.2019.10.001 [published Online First: 2019/12/24]

41. Jarrar Y, Lee SJ. The Functionality of UDP-Glucuronosyltransferase Genetic Variants and their Association with Drug Responses and Human Diseases. *J Pers Med* 2021;11(6) doi: 10.3390/jpm11060554 [published Online First: 2021/07/03]

42. Yap KY, Chi H, Ng S, et al. Effect of perioperative branched chain amino acids supplementation in liver cancer patients undergoing surgical intervention: A systematic

Protected by copyright, including for uses related to text and data mining, AI training, and similar technologies. Ensignement Supérieur (ABES).

- review. *World J Gastrointest Surg* 2023;15(11):2596-618. doi: 10.4240/wjgs.v15.i11.2596 [published Online First: 2023/12/19]
43. Liu Y, Lu L, Yang H, et al. Dysregulation of immunity by cigarette smoking promotes inflammation and cancer: A review. *Environ Pollut* 2023;339:122730. doi: 10.1016/j.envpol.2023.122730 [published Online First: 2023/10/15]
44. Elisia I, Lam V, Cho B, et al. The effect of smoking on chronic inflammation, immune function and blood cell composition. *Sci Rep* 2020;10(1):19480. doi: 10.1038/s41598-020-76556-7 [published Online First: 2020/11/12]
45. Meadows GG, Zhang H. Effects of Alcohol on Tumor Growth, Metastasis, Immune Response, and Host Survival. *Alcohol Res* 2015;37(2):311-22. [published Online First: 2015/12/24]
46. Deshpande RP, Sharma S, Watabe K. The Confounders of Cancer Immunotherapy: Roles of Lifestyle, Metabolic Disorders and Sociological Factors. *Cancers (Basel)* 2020;12(10) doi: 10.3390/cancers12102983 [published Online First: 2020/10/21]
47. Chakraverty D, Baumeister A, Aldin A, et al. Gender differences of health literacy in persons with a migration background: a systematic review and meta-analysis. *BMJ Open* 2022;12(7):e056090. doi: 10.1136/bmjopen-2021-056090 [published Online First: 2022/07/19]
48. Clouston SAP, Manganello JA, Richards M. A life course approach to health literacy: the role of gender, educational attainment and lifetime cognitive capability. *Age Ageing* 2017;46(3):493-99. doi: 10.1093/ageing/afw229 [published Online First: 2016/12/13]

49. Barebring L, Palmqvist M, Winkvist A, et al. Gender differences in perceived food healthiness and food avoidance in a Swedish population-based survey: a cross sectional study. *Nutr J* 2020;19(1):140. doi: 10.1186/s12937-020-00659-0 [published Online First: 2020/12/31]

50. Vlassoff C. Gender differences in determinants and consequences of health and illness. *J Health Popul Nutr* 2007;25(1):47-61. [published Online First: 2007/07/10]

51. Molassiotis A, Wang M. Understanding and Supporting Informal Cancer Caregivers. *Curr Treat Options Oncol* 2022;23(4):494-513. doi: 10.1007/s11864-022-00955-3 [published Online First: 2022/03/15]

52. Laryionava K, Pfeil TA, Dietrich M, et al. The second patient? Family members of cancer patients and their role in end-of-life decision making. *BMC Palliat Care* 2018;17(1):29. doi: 10.1186/s12904-018-0288-2 [published Online First: 2018/02/20]

53. Yoshikawa S, Taniguchi K, Sawamura H, et al. Encouraging probiotics for the prevention and treatment of immune-related adverse events in novel immunotherapies against malignant glioma. *Explor Target Antitumor Ther* 2022;3(6):817-27. doi: 10.37349/etat.2022.00114 [published Online First: 2023/01/20]

54. Zhang Y, Cheng S, Zou H, et al. Correlation of the gut microbiome and immune-related adverse events in gastrointestinal cancer patients treated with immune checkpoint inhibitors. *Front Cell Infect Microbiol* 2023;13:1099063. doi: 10.3389/fcimb.2023.1099063 [published Online First: 2023/04/14]

Protected by copyright, including for uses related to text and data mining, AI training, and similar technologies. Ensignement Supérieur (ABES).

55. Yu ZK, Xie RL, You R, et al. The role of the bacterial microbiome in the treatment of cancer. *BMC Cancer* 2021;21(1):934. doi: 10.1186/s12885-021-08664-0 [published Online First: 2021/08/21]
56. Fernandes MR, Aggarwal P, Costa RGF, et al. Targeting the gut microbiota for cancer therapy. *Nat Rev Cancer* 2022;22(12):703-22. doi: 10.1038/s41568-022-00513-x [published Online First: 2022/10/18]
57. Socinski MA, Jotte RM, Cappuzzo F, et al. Association of Immune-Related Adverse Events With Efficacy of Atezolizumab in Patients With Non-Small Cell Lung Cancer: Pooled Analyses of the Phase 3 IMpower130, IMpower132, and IMpower150 Randomized Clinical Trials. *JAMA Oncol* 2023;9(4):527-35. doi: 10.1001/jamaoncol.2022.7711 [published Online First: 2023/02/17]
58. Wang D, Chen C, Gu Y, et al. Immune-Related Adverse Events Predict the Efficacy of Immune Checkpoint Inhibitors in Lung Cancer Patients: A Meta-Analysis. *Front Oncol* 2021;11:631949. doi: 10.3389/fonc.2021.631949 [published Online First: 2021/03/19]
59. Svendsen MT, Bak CK, Sorensen K, et al. Associations of health literacy with socioeconomic position, health risk behavior, and health status: a large national population-based survey among Danish adults. *BMC Public Health* 2020;20(1):565. doi: 10.1186/s12889-020-08498-8 [published Online First: 2020/04/30]
60. Mubin N, Bin Abdul Baten R, Jahan S, et al. Cancer related knowledge, attitude, and practice among community health care providers and health assistants in rural Bangladesh. *BMC Health Serv Res* 2021;21(1):191. doi: 10.1186/s12913-021-06202-z [published Online First: 2021/03/04]

61. da Silva GFM, Landim J, Dos Santos Brasil LT, et al. Knowledge gap about immune checkpoint inhibitors among rheumatologists and medical students: a survey. *Rheumatol Int* 2021;41(5):939-42. doi: 10.1007/s00296-020-04674-6 [published Online First: 2020/08/09]

62. Toh EQ, Wong HPN, Wang JDJ, et al. Prehabilitation programs in liver resection: a narrative review. *Chin Clin Oncol* 2024;13(1):9. doi: 10.21037/cco-23-102 [published Online First: 2024/02/19]

63. Bergen N, Labonte R. “Everything Is Perfect, and We Have No Problems”: Detecting and Limiting Social Desirability Bias in Qualitative Research. *Qual Health Res* 2020;30(5):783-92. doi: 10.1177/1049732319889354 [published Online First: 2019/12/14]

64. Latkin CA, Edwards C, Davey-Rothwell MA, et al. The relationship between social desirability bias and self-reports of health, substance use, and social network factors among urban substance users in Baltimore, Maryland. *Addict Behav* 2017;73:133-36. doi: 10.1016/j.addbeh.2017.05.005

Protected by copyright, including for uses related to text and data mining, AI training, and similar technologies. Enseignement Supérieur (ABES).

Table 1. KAP scores.

Dimension	N=402		
	Range, points	Mean score, mean \pm SD	Proportion, %
Knowledge	0~10	6.60 \pm 3.51	66.00%
Attitude	10~50	41.26 \pm 5.06	82.52%
Practice	8~40	30.74 \pm 4.20	76.85%
Lifestyle	11~55	42.37 \pm 6.04	77.04%

Table 2. Pearson correlation analysis.

	Knowledge	Attitude	Practice	Lifestyle
Knowledge	1			
Attitude	0.105 (P=0.035)	1		
Practice	0.018 (P=0.253)	0.460 (P<0.001)	1	
Lifestyle	-0.016 (P=0.755)	0.486 (P<0.001)	0.269 (P<0.001)	1

Enseignement Supérieur (ABES) .
Protected by copyright, including for uses related to text and data mining, AI training, and similar technologies.

Table 3. SEM, including lifestyle

			β	P
Attitude	<---	Gender	-0.457	0.407
Attitude	<---	Residential area	1.242	0.013
Attitude	<---	Knowledge	0.128	0.069
Attitude	<---	Residential status	1.619	0.044
Lifestyle	<---	Knowledge	-0.048	0.565
Practice	<---	Knowledge	0.011	0.841
Lifestyle	<---	Attitude	0.222	<0.001
Practice	<---	Attitude	0.381	<0.001
Lifestyle	<---	Number of immunotherapy	1.928	<0.001
Lifestyle	<---	Gender	1.431	0.023

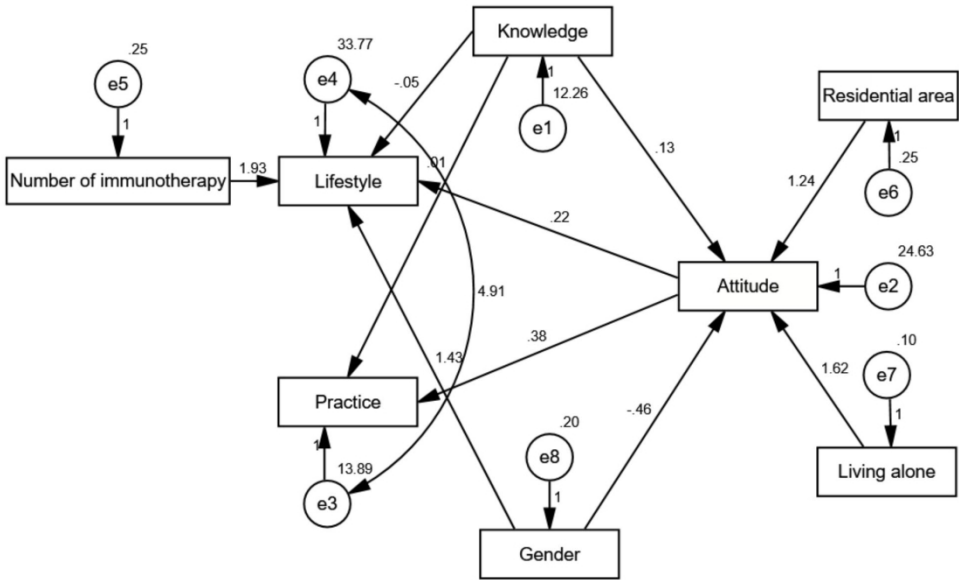
1
2
3
4
5
6
7
8
9
10
11
12
13
14
15
16
17
18
19
20
21
22
23
24
25
26
27
28
29
30
31
32
33
34
35
36
37
38
39
40
41
42
43
44
45
46
47
48
49
50
51
52
53
54
55
56
57
58
59
60

Figure legend

Figure 1. Questionnaire flowchart.

Figure 2. Structural equation modeling (SEM).

For peer review only



170x103mm (300 x 300 DPI)

Table S1 Characteristics of the participants.

Variables	n (%)	Knowledge score		Attitude score		Practice score		Lifestyle score	
		Mean ± SD	P	Mean ± SD	P	Mean ± SD	P	Mean ± SD	P
Gender			0.385		0.694		0.384		0.027
Male	289 (71.89)	6.69±3.39		41.32±4.63		30.86±3.78		41.95±6.24	
Female	113 (28.11)	6.35±3.79		41.10±6.05		30.45±4.17		43.43±5.36	
Age (years)	56.84±11.93								
Body mass index (kg/m²)			0.550		0.687		0.406		0.570
<18.5	55 (13.68)	6.16±3.68		41.69±4.57		30.05±4.17		43.07±6.99	
18.5-23.9	245 (60.95)	6.61±3.44		41.09±5.13		30.90±4.37		42.36±5.78	
≥24	102 (25.37)	6.80±3.59		41.41±5.16		30.75±3.88		42.00±6.12	
Residential area			0.061		0.010		0.347		0.274
Rural	225 (55.97)	6.31±3.53		40.68±4.89		30.57±4.16		42.08±5.51	

City	177 (44.03)	6.97±3.46	41.99±5.19	30.97±4.05	42.74±6.65
Residential status		0.560	0.035	0.084	0.136
Living alone	43 (10.70)	6.30±3.56	39.72±4.76	29.70±4.05	41.07±6.00
Living with others	359 (89.30)	6.63±3.50	41.44±5.07	30.87±4.05	42.52±6.03
Marital Status		0.918	0.148	0.153	0.031
Unmarried	22 (5.47)	6.14±3.76	40.36±4.75	29.91±4.05	39.09±6.45
Married	362 (90.05)	6.64±3.50	41.32±5.09	30.75±4.05	42.49±5.99
Divorced	8 (1.99)	6.25±3.49	38.25±5.47	29.50±5.03	42.38±5.15
Widowed	10 (2.49)	6.50±3.81	43.40±3.53	33.30±3.05	45.20±5.55
Education		0.426	0.449	0.310	0.233
Junior high school and below	79 (19.65)	6.56±3.60	40.96±5.89	30.01±4.05	42.67±5.95

High school/technical secondary school	137 (34.08)	6.33±3.60	41.72±4.61	31.25±3.66	42.81±5.69
College	112 (27.86)	6.92±3.36	40.72±5.05	30.71±3.86	42.12±6.04
Bachelor's degree	68 (16.92)	6.82±3.46	41.35±5.03	30.56±4.21	41.99±6.39
Postgraduate and above	6 (1.49)	4.67±3.27	43.33±3.33	31.67±2.55	37.33±9.61
Average monthly income, RMB					
		0.500	0.005	0.276	0.094
<2000	86 (21.39)	6.13±3.70	39.66±5.88	30.05±4.86	42.19±5.97
2000-5000	196 (48.76)	6.81±3.39	41.87±4.58	31.04±3.09	42.64±5.93
5001-10,000	83 (20.65)	6.52±3.64	40.90±5.39	30.69±4.20	42.98±5.89
10,001-20,000	23 (5.72)	6.30±3.50	41.87±3.86	30.22±3.99	39.26±6.88
>20,000	14 (3.48)	7.50±3.16	43.50±3.46	32.07±3.25	41.21±6.55
Types of health insurance					

Urban Employee Basic	134 (33.33)	6.94±3.37	41.70±4.90	30.93±4.11	42.82±5.96
Medical Insurance					
New Rural Cooperative	207 (51.49)	6.24±3.57	40.87±5.16	30.76±4.11	41.91±6.08
Medical Insurance					
Urban Resident Basic	53 (13.18)	7.11±3.46	42.06±4.72	30.75±3.75	43.66±5.73
Medical Insurance					
Commercial Insurance	6 (1.49)	6.33±4.56	40.33±6.25	29.67±5.75	38.17±7.11
Self-payment	2 (0.50)	8.00±1.41	33.00±1.41	20.00±8.49	38.00±4.24
GI Symptoms					
Loss of appetite	113 (28.11)	6.09±3.45	41.15±4.33	30.44±4.65	40.89±6.72
Nausea and vomiting	54 (13.43)	6.80±3.20	40.89±4.90	29.81±5.12	39.52±7.87
Constipation	53 (13.18)	6.25±3.59	40.72±5.26	29.70±4.22	40.13±6.30
Diarrhea	34 (8.46)	7.41±2.84	40.88±3.67	30.00±4.71	41.15±6.63

Oral ulcers	18 (4.48)	6.94±3.46	41.89±4.17	31.56±4.08	39.89±8.63	
Dry Mouth	45 (11.19)	6.11±3.49	41.07±4.86	30.24±4.77	41.91±6.78	
Altered taste perception	27 (6.72)	5.37±3.56	40.44±4.97	30.81±5.00	41.59±8.02	
Altered smell perception	8 (1.99)	4.75±3.45	41.13±3.72	29.13±6.00	41.00±8.64	
Swallowing Difficulties	13 (3.23)	6.38±3.64	40.08±6.49	29.31±5.00	41.38±7.09	
Feeling of fullness	48 (11.94)	5.65±3.44	41.65±4.35	31.40±4.00	43.33±6.57	
Pain	66 (16.42)	6.39±3.71	42.29±4.04	30.56±3.89	43.06±6.00	
None	198 (49.25)	6.80±3.52	40.98±5.45	30.88±4.07	43.28±5.18	
IrAEs			0.527	0.276	0.122	0.954
Yes	41 (10.20)	6.27±3.78	42.07±4.42	29.78±4.08	42.32±6.60	
No	361 (89.80)	6.63±3.48	41.16±5.13	30.85±4.20	42.37±5.98	
Symptoms you experienced						

Capillary Proliferation Syndrome	9 (2.24)	4.89±3.95	41.11±3.37	31.00±2.55	42.78±7.66
Other skin reactions (rash, papules, itching, vitiligo, etc.)	18 (4.48)	6.89±3.41	40.94±4.32	30.83±3.09	41.67±7.04
Gastrointestinal reactions (diarrhea, colitis, abdominal pain, nausea, vomiting, etc.)	16 (3.98)	6.75±3.24	41.75±4.30	30.00±4.00	40.25±6.22
Hepatic reactions	7 (1.74)	5.14±3.39	43.29±3.99	30.43±3.09	43.86±7.24
Endocrine reactions (hypothyroidism,	2 (0.50)	9.50±0.71	40.00±8.49	26.00±8.49	35.00±11.31

hyperthyroidism, adrenal insufficiency, etc.)						
Pneumonia	1 (0.25)	9.00	40	29	30	
Cardiac reactions	0	0	0	0	0	
Renal toxicity (nephritis)	0	0	0	0	0	
Muscle or joint pain, muscle weakness	13 (3.23)	5.85±3.74	41.92±4.82	30.08±5.60	44.92±2.99	
Other	4 (1.00)	7.50±4.36	39.75±5.06	27.75±5.44	41.00±9.56	
Number of immunotherapy medication			0.736	0.529	0.620	0.001
1	218 (54.23)	6.65±3.50	41.11±5.04	30.84±3.71	41.45±5.88	
>1	184 (45.77)	6.53±3.52	41.43±5.09	30.63±4.73	43.46±6.06	

Familiar with the specific		0.990	0.724	0.806	0.884
names of the					
immunotherapy drugs					
Yes	140 (34.83)	6.60±3.62	41.38±5.03	30.81±4.43	42.43±6.71
No	262 (65.17)	6.60±3.45	41.19±5.09	30.71±4.43	42.34±5.66

RMB: renminbi, the official currency in China.

Table S2. Knowledge, attitudes, and practices

Statement	Accuracy, n (%)
K1. Adverse reactions can occur during immunotherapy, but they are normal occurrences that do not require excessive attention.	204 (50.75)
K2. Skin toxicities (rashes, dermatitis, capillary proliferation), endocrine toxicities (hypothyroidism, hyperthyroidism, adrenal insufficiency), hepatic toxicities, cardiac toxicities, gastrointestinal toxicities (abdominal pain, diarrhea), pneumonia, renal toxicity (immune nephritis leading to proteinuria), etc., might emerge during the immunotherapy process.	247 (61.44)
K3. The liver is engaged in digestion, synthesis, and metabolic processes of various nutrients; impaired liver function significantly elevates the incidence of malnutrition in liver cancer patients.	245 (60.95)
K4. Tumor progression and immunotherapy can exacerbate malnutrition due to deteriorating liver function, which, in turn, affects the prognosis of liver cancer patients, leading to a vicious cycle.	231 (57.46)

1
2
3
4
5
6
7
8
9
10
11
12
13
14
15
16
17
18
19
20
21
22
23
24
25
26
27
28
29
30
31
32
33
34
35
36
37
38
39
40
41
42
43
44
45
46

- K5. Liver cancer patients undergoing treatment should undergo nutritional screening and assessment, followed by personalized nutritional interventions based on their nutritional status. 281 (69.90)
- K6. Nutritional risk screening and assessment include disease status, dietary surveys, weight change, anthropometric measurements, laboratory examinations, etc. 290 (72.14)
- K7. Nutritional support encompasses dietary guidance, oral supplements, enteral nutrition, and parenteral nutrition. 283 (70.40)
- K8. Appropriate and effective nutritional interventions can optimize the intake structure and quantity of nutrients, improve nutritional status and liver function, enhance tolerance to surgery or other treatments, enhance immune conditions, reduce complications during treatment, elevate quality of life, and extend survival time. 290 (72.14)
- K9. Prompt identification and timely reporting of symptoms of malnutrition and immune-related adverse events to healthcare professionals are not only beneficial for immunotherapy and ameliorating immune-related adverse symptoms and nutritional status but also increase the likelihood of continuing immunotherapy. 291 (72.39)

BMJ Open: first published as 10.1136/bmjopen-2024-086854 on 26 May 2025. Downloaded from <http://bmjopen.bmj.com/> on June 8, 2025 at Agence Bibliographique de l'Enseignement Supérieur (ABES). All rights reserved. No reuse allowed without permission. For peer review only - <http://bmjopen.bmj.com/site/about/guidelines.xhtml>

K10. Liver cancer patients receiving immunotherapy should be managed comprehensively throughout the cycle, from screening and assessment to diagnosis, supportive treatment, monitoring, and follow-up, focusing on nutritional and adverse event management.

Attitude	Strongly Agree	Agree	Neutral	Disagree	Strongly Disagree
A1. I consider nutritional support highly significant throughout the entire course of immunotherapy.	230 (27.21)	150 (37.31)	16 (3.98)	2 (0.50)	4 (1.00)
A2. I believe that targeted nutritional interventions can enhance the efficacy of immunotherapy.	196 (48.76)	175 (43.53)	25 (6.22)	2 (0.50)	4 (1.00)
A3. I deem continuous monitoring of adverse immune events to be essential.	208 (51.74)	160 (39.80)	32 (7.96)	0	2 (0.50)
A4. I would be concerned about adverse reactions following immunotherapy.	169 (42.04)	183 (45.52)	36 (8.96)	6 (1.49)	8 (1.99)

1
2
3
4
5
6
7
8
9
10
11
12
13
14
15
16
17
18
19
20
21
22
23
24
25
26
27
28
29
30
31
32
33
34
35
36
37
38
39
40
41
42
43
44
45
46

A5. I find it necessary to monitor nutrition-related indicators comprehensively.	188 (46.77)	172 (42.79)	30 (7.46)	6 (1.49)	6 (1.49)
A6. I think consuming high-quality proteins, abundant dietary fiber, and appropriate carbohydrates is crucial.	216 (53.73)	158 (39.30)	23 (5.72)	3 (0.75)	2 (0.50)
A7. I wish to acquire further knowledge about nutritional support through professional channels.	200 (49.75)	163 (40.55)	32 (7.96)	2 (0.50)	5 (1.24)
A8. I desire to gain more insights through professional channels regarding self-management, emergency responses, and precautions for managing adverse events during immunotherapy.	193 (48.01)	175 (43.53)	27 (6.72)	4 (1.00)	3 (0.75)
A9. I am confident in maintaining a relatively favorable nutritional status.	179 (44.53)	165 (41.04)	45 (11.19)	7 (1.74)	6 (1.49)

A10. I believe that maintaining a positive mindset and quality sleep are important during immunotherapy.

Practice	Always	Frequently	Sometime	Occasionally	Never
P1. I can cooperate with medical personnel for comprehensive treatment monitoring and follow-up.	216 (53.73)	130 (32.34)	43 (10.70)	6 (1.49)	7 (1.74)
P2. I will regularly monitor nutrition-related indicators such as body weight, body mass index, grip strength, albumin, and prognostic nutritional index.	177 (44.03)	140 (34.83)	55 (13.68)	22 (5.47)	8 (1.99)
P3. If a physician recommends it, I will take medication to enhance appetite, digestion, and absorption.	192 (47.76)	132 (32.84)	53 (13.18)	18 (4.48)	7 (1.74)
P4. I will proactively seek relevant knowledge about immunotherapy nutrition and adverse reactions through	172 (42.79)	126 (31.34)	64 (15.92)	27 (6.72)	13 (3.23)

professional channels such as healthcare providers, health promotion columns, books, and television.					
P5. I will undergo oral nutritional supplementation, including branched-chain amino acids, omega-3 fatty acids, and vitamin D if necessary.	162 (40.30)	118 (29.35)	60 (14.93)	31 (7.71)	31 (7.71)
P6. If required, I am prepared to receive enteral feeding through nasogastric/nasoenteric tubes.	133 (33.08)	38 (6.45)	46 (11.44)	36 (8.96)	149 (37.06)
P7. If necessary, I am open to receiving parenteral nutrition support (intravenous administration).	123 (30.60)	43 (10.70)	52 (12.94)	56 (13.93)	128 (31.84)
P8. I will maintain moderate physical exercise to improve my overall physical condition.	176 (43.78)	122 (30.35)	55 (13.68)	34 (8.46)	15 (3.73)
Lifestyle	Never	Occasionally	Sometimes	Frequently	Always

In your daily lifestyle habits, what is your eating**frequency for the following types:**

L1. Smoking	272 (67.66)	38 (9.45)	27 (63.72)	35 (8.71)	30 (7.46)
L2. Alcohol consumption	285 (70.90)	52 (12.94)	27 (6.72)	21 (5.22)	17 (4.23)
L3. Cooking methods involving frying, smoking, baking, pickling, etc.	223 (55.47)	100 (24.88)	47 (11.69)	19 (4.73)	13 (3.23)
L4. High-fat, high-salt, spicy foods (such as chili peppers, onions, ginger, raw garlic, and pepper)	212 (52.74)	100 (24.88)	50 (12.44)	27 (6.72)	13 (3.23)
L5. High-quality protein sources (legumes, eggs, meat, fish, shellfish, dairy products, etc.)	22 (5.47)	21 (5.22)	37 (9.20)	224 (55.72)	98 (24.38)
L6. Light and easily digestible foods (egg custard, millet porridge, lotus root powder, Chinese yam)	15 (3.73)	42 (10.45)	61 (15.17)	213 (52.99)	71 (17.66)

L7. Foods rich in vitamins (fresh vegetables and fruits, such as spinach, cabbage, kiwi, tomatoes, etc.)	8 (1.99)	34 (8.46)	42 (10.45)	217 (53.98)	101 (25.12)
L8. Stimulants like coffee, chocolate, and strong tea	247 (61.44)	70 (17.41)	30 (7.46)	38 (9.45)	17 (4.23)
L9. Probiotics	202 (50.25)	90 (22.39)	51 (12.69)	37 (9.20)	22 (5.47)
L10. Sugary beverages	215 (53.48)	114 (28.36)	45 (11.19)	20 (4.98)	8 (1.99)
L11. Citrus fruits (grapefruit, pomelo, honey pomelo, etc.)	93 (23.13)	112 (27.86)	75 (18.66)	92 (22.89)	30 (7.46)

Table S3. SEM model fit

Indicators	Reference	Results
CMIN/DF	1-3 Excellent, 3-5 Good	10
RMSEA	<0.08 Good	0.09
IFI	>0.8 Good	0.99
TLI	>0.8 Good	0.993
CFI	>0.8 Good	0.995

BMJ Open

Knowledge, attitudes, and practices relating to nutritional support and immune-related adverse events among patients undergoing immunotherapy for liver cancer: cross-sectional study

Journal:	<i>BMJ Open</i>
Manuscript ID	bmjopen-2024-086854.R3
Article Type:	Original research
Date Submitted by the Author:	14-Mar-2025
Complete List of Authors:	Wen, Wen ; Affiliated Haikou Hospital of Xiangya Medical College, Central South University, Hepatobiliary and Pancreatic Surgery; Philippine Christian University Center for International Education Chen, Yingshuang; Affiliated Haikou Hospital of Xiangya Medical College, Central South University, Hepatobiliary and Pancreatic Surgery Gao, Fangqing; Central South University Xiangya School of Medicine Affiliated Haikou Hospital, Gastroenterology Department Tong, Liling ; Affiliated Haikou Hospital of Xiangya Medical College, Central South University, Nursing Department
Primary Subject Heading:	Gastroenterology and hepatology
Secondary Subject Heading:	Gastroenterology and hepatology
Keywords:	Cross-Sectional Studies, ONCOLOGY, Hepatobiliary tumours < ONCOLOGY, PUBLIC HEALTH

SCHOLARONE™
Manuscripts

1
2
3
4
5
6
7
8
9
10
11
12
13
14
15
16
17
18
19
20
21
22
23
24
25
26
27
28
29
30
31
32
33
34
35
36
37
38
39
40
41
42
43
44
45
46
47
48
49
50
51
52
53
54
55
56
57
58
59
60



I, the Submitting Author has the right to grant and does grant on behalf of all authors of the Work (as defined in the below author licence), an exclusive licence and/or a non-exclusive licence for contributions from authors who are: i) UK Crown employees; ii) where BMJ has agreed a CC-BY licence shall apply, and/or iii) in accordance with the terms applicable for US Federal Government officers or employees acting as part of their official duties; on a worldwide, perpetual, irrevocable, royalty-free basis to BMJ Publishing Group Ltd ("BMJ") its licensees and where the relevant Journal is co-owned by BMJ to the co-owners of the Journal, to publish the Work in this journal and any other BMJ products and to exploit all rights, as set out in our [licence](#).

The Submitting Author accepts and understands that any supply made under these terms is made by BMJ to the Submitting Author unless you are acting as an employee on behalf of your employer or a postgraduate student of an affiliated institution which is paying any applicable article publishing charge ("APC") for Open Access articles. Where the Submitting Author wishes to make the Work available on an Open Access basis (and intends to pay the relevant APC), the terms of reuse of such Open Access shall be governed by a Creative Commons licence – details of these licences and which [Creative Commons](#) licence will apply to this Work are set out in our licence referred to above.

Other than as permitted in any relevant BMJ Author's Self Archiving Policies, I confirm this Work has not been accepted for publication elsewhere, is not being considered for publication elsewhere and does not duplicate material already published. I confirm all authors consent to publication of this Work and authorise the granting of this licence.

Knowledge, attitudes, and practices relating to nutritional support and immune-related adverse events among patients undergoing immunotherapy for liver cancer: cross-sectional study

Running title: KAP of irAEs and nutrition and lifestyle

Wen Wen^{1,2}, Yingshuang Chen¹, Fangqing Gao^{3*}, Liling Tong⁴

¹Hepatobiliary and Pancreatic Surgery, Affiliated Haikou Hospital of Xiangya Medical College, Central South University, Haikou 570208, China.

²Philippine Christian University Center for International Education, Manila 1006, Philippines.

³Gastroenterology Department, Affiliated Haikou Hospital of Xiangya Medical College, Central South University, Haikou 570208, China.

⁴Nursing Department, Affiliated Haikou Hospital of Xiangya Medical College, Central South University, Haikou 570208, China.

***Corresponding author**

Fangqing Gao

Gastroenterology Department, Affiliated Haikou Hospital of Xiangya Medical College, Central South University

Address: No.43, Renmin Avenue, Meilan District, Haikou 570208, Hainan, China.

Email: 13876780494@163.com

Tel: +86 13876780494

1
2
3
4
5
6
7
8
9
10
11
12
13
14
15
16
17
18
19
20
21
22
23
24
25
26
27
28
29
30
31
32
33
34
35
36
37
38
39
40
41
42
43
44
45
46
47
48
49
50
51
52
53
54
55
56
57
58
59
60

ABSTRACT

Objectives: To examine the knowledge, attitude, and practice (KAP) regarding immune-related adverse events (irAEs) and nutritional support amongst patients with liver cancer (LC).

Design: Cross-sectional study.

Setting: Recruitment was carried out at Haikou People’s Hospital, Haikou, China, from December 2022 to April 2023.

Participants: Patients undergoing immunotherapy for LC.

Primary and secondary outcome measures: Mean knowledge, attitudes, practices, and lifestyle scores were assessed using an investigator-designed questionnaire completed by patients during immunotherapy.

Results: The study included 402 participants. The mean knowledge, attitudes, practices, and lifestyle scores were 6.60±3.51 (/10, 66.00%), 41.26±5.06 (/50, 82.52%), 30.74±4.20 (/40, 76.85%), and 42.37±6.04 (/55, 77.04%). Attitude scores were associated with practice scores ($\beta=0.381$, $P<0.001$) and lifestyle ($\beta=1.928$, $P<0.001$). Urban residence was associated with higher attitude scores ($\beta=1.242$, $P=0.013$). Living with someone was associated with a higher attitude score ($\beta=1.619$, $P=0.044$). More than one immunotherapy line was associated with a higher lifestyle score ($\beta=1.928$, $P<0.001$). Finally, the female gender was associated with a lifestyle score ($\beta=1.431$, $P=0.023$).

Conclusion: Patients with LC and undergoing immunotherapy had moderate KAP toward irAEs and nutritional support. They also displayed moderate lifestyle scores. Urban residents, people not living alone, females, and those having received two or more immunotherapy

1
2
3
4 treatments were positively associated with attitude, while attitude was positively associated
5
6 with practice and lifestyle.
7
8
9

10
11
12 **Keywords:** knowledge, attitude, practice; liver cancer; nutritional support; immune-related
13
14 adverse events (ir AEs); lifestyle; cross-sectional study
15
16
17
18
19
20
21
22
23
24
25
26
27
28
29
30
31
32
33
34
35
36
37
38
39
40
41
42
43
44
45
46
47
48
49
50
51
52
53
54
55
56
57
58
59
60

1
2
3
4
5
6
7
8
9
10
11
12
13
14
15
16
17
18
19
20
21
22
23
24
25
26
27
28
29
30
31
32
33
34
35
36
37
38
39
40
41
42
43
44
45
46
47
48
49
50
51
52
53
54
55
56
57
58
59
60

Strengths and limitations of this study

1. While a cross-sectional design is useful for capturing data at a single time point, it limits the ability to establish causality or infer temporal relationships between variables.
2. Conducting the study at a single hospital may introduce selection bias and limit the generalizability of the findings to other settings or populations.
3. The reliance on self-reported measures for assessing knowledge, attitude, practice, and lifestyle introduces the potential for response bias and social desirability bias, impacting the accuracy of the results.
4. Although the study identifies certain factors that were associated with attitudes and lifestyle, there may be other unmeasured confounding variables that could affect the outcomes.
5. While the study assessed KAP toward irAEs, nutritional support, and lifestyle factors, it may not capture all relevant aspects involved in patient care and outcomes during immunotherapy for LC.

INTRODUCTION

The estimated worldwide incidence of liver cancer in GLOBOCAN 2022 was 865,269 new cases, and mortality was 757,948¹. Most liver cancers are hepatocellular carcinoma (HCC)^{2 3}. The worldwide age-standardized annual mortality rates of liver cancer are 13.9 per 100,000 in men and 4.9 per 100,000 in women⁴. The most important risk factors for LC are preexisting liver cirrhosis and hepatitis B infection (due to both direct oncogenic effect and risk of cirrhosis)^{2 3 5 6}. Risk factors for liver cirrhosis (and therefore risk factors for LC) include hepatitis C infection, alcohol use, and nonalcoholic steatohepatitis^{2 3 5 6}. The incidence of LC is higher in men and generally follows the geographical distribution of hepatitis B virus and hepatitis C^{2 5 6}. LC management is multidisciplinary and involves surgery (when possible), chemotherapy, targeted therapy, radiotherapy, and immunotherapy^{2 5 6}. Despite optimal treatments, the 5-year survival is 22% in the United States of America⁷ and 12.1% in China⁸, with lower survival in rural China (11.2%) compared with urban areas (14.0%)⁹.

Immunotherapy is a recent paradigm in treating cancers, including LC¹⁰⁻¹². Cancer cells can escape the immune system through the PD-1/PD-L1 pathway^{13 14}, and drugs targeting PD-1 or PD-L1 have been developed to restore the immunosurveillance of cancer cells and their destruction¹⁰⁻¹². Still, the PD-1/PD-L1 usually plays roles in immune tolerance and preventing autoimmune reactions^{13 14}, and inhibiting the PD-1/PD-L1 pathway can lead to immune-related adverse events (irAEs). The pathogenesis of irAEs is still poorly understood, but they involve inflammatory reactions of normal tissues that can be bothersome but also life-threatening¹⁵⁻¹⁷.

Adequate nutrition is also essential in patients with LC to ensure optimal outcomes, and nutritional support can be necessary in patients with inadequate nutrition due, for example, to

1
2
3
4
5
6
7
8
9
10
11
12
13
14
15
16
17
18
19
20
21
22
23
24
25
26
27
28
29
30
31
32
33
34
35
36
37
38
39
40
41
42
43
44
45
46
47
48
49
50
51
52
53
54
55
56
57
58
59
60

adverse gastrointestinal events (AEs) from therapies^{18 19}. Still, the palliation of some symptoms of HCC (e.g., loss of appetite, weakness, fatigue, etc.) using androgens (since most LCs occur in males) can help alleviate the need for nutritional support²⁰. The management of irAEs and nutrition involves healthcare providers. It can involve medical interventions (e.g., management of irAEs, enteral nutrition, and hospitalization). However, patient self-management is also important to ensure that preventive measures are taken (such as not smoking, not drinking, and eating properly) and so that patients know when to consult²¹.

A systematic review showed that the eating habits of Chinese patients with cancer and chemotherapy were poor, but no data are available for immunotherapy specifically²². Another study suggested that Chinese patients with cancer had a basic understanding of irAEs²³, but this study was not specific to LC and did not evaluate attitudes and practices. A knowledge, attitude, and practice (KAP) survey is a tool that provides quantitative and qualitative data about gaps, misconceptions, and misunderstandings that constitute barriers toward the optimal performance of a given task or set of tasks in a specific group of individuals^{24 25}. Compared with other types of cancer, e.g., breast cancer, patients with LC have a poorer prognosis, and men are more at risk. In addition, the risk factors for LC are different from other cancers, mainly encompassing chronic liver diseases, alcohol drinking, and hepatitis virus infection. Those differences could influence patients' KAP toward irAEs.

Therefore, this study aimed to investigate the KAP-lifestyle (KAP-L) of patients with LC and immunotherapy patients regarding nutritional support and irAEs. The results can provide crucial information to design educational interventions to improve patient self-management and outcomes.

MATERIALS AND METHODS

Study design and participants

This cross-sectional study was conducted at Haikou People's Hospital from December 2022 to April 2023 and enrolled patients undergoing immunotherapy for LC. This study was approved by the Institutional Review Board of Haikou People's Hospital (2022-Ethical Review-231). All participants signed the informed consent form before completing the survey.

The inclusion criteria were 1) aged 18-90 years old, 2) pathologically confirmed locally advanced or unresectable liver cancer, and 3) undergoing immunotherapy (any line of treatment). The exclusion criteria were 1) surgical patients, 2) simultaneously suffering from other malignant tumors, 3) before or planned liver transplantation, 4) active autoimmune diseases, 5) ambiguous consciousness, unable to fill out by oneself or with assistance, or 6) withdrawal during the filling process.

Questionnaire and quality control

A self-designed questionnaire consisting of five dimensions was developed based on the relevant literature^{15 18 19 22 23 26}. After the questionnaire design, modifications were made by incorporating insights from 15 experts in nutrition in oncology and medical oncology, removing similar or redundant questions, and refining questions with unclear phrasing. Before the official distribution, a small-scale pilot test (70 participants) was conducted, yielding a Cronbach's α coefficient of 0.853 (0.879 for knowledge, 0.828 for attitudes, and 0.758 for practice), indicating strong internal consistency.

The final questionnaire was in Chinese and encompassed 1) participants' demographic information (including age, gender, residential area, education level and income level, et.al),

1
2
3
4 2) knowledge dimension (10 items, with a score of 1 assigned for correct answers and 0 for
5
6 incorrect or uncertain responses), 3) attitude dimension (10 items, scored using a 5-point Likert
7
8 scale, ranging from “strongly positive” (5 points) to “strongly negative” (1 point)), 4) practice
9
10 dimension (eight items, scored using a 5-point Likert scale, ranging from “always” (5 points)
11
12 to “never” (1 point)), and 5) lifestyle dimension (11 items, also scored using a 5-point Likert
13
14 scale, ranging from “always” (5 points) to “never” (1 point)). Higher scores correspond to
15
16 better knowledge, more positive attitudes, and more proactive practices. Scores <60% were
17
18 considered poor, scores 60%-79% were considered moderate, and scores ≥80% were
19
20 considered adequate, based on Bloom’s criteria ²⁷.

21
22
23
24
25
26
27 An online questionnaire was developed using the WeChat-based Wenjuanxing platform. A QR
28
29 code was generated for data collection via WeChat. The participants accessed and completed
30
31 the questionnaire by scanning the QR code received via WeChat. In order to ensure the quality
32
33 and completeness of the questionnaires, all items were made mandatory. Incomplete
34
35 questionnaires were excluded during the quality control process. Therefore, all items were
36
37 responded to, which would not affect the results.

38
39
40
41
42
43 The research team members reviewed the integrity, internal consistency, and rationality of all
44
45 collected questionnaires for quality control. A given IP address could be used to submit a
46
47 questionnaire only once. Questionnaires that took <110 s to complete were excluded.
48
49 Questionnaires completed using all the same options (e.g., the first option) were deemed
50
51 invalid. Finally, questionnaires containing impossible values (e.g., impossible age, height, or
52
53 weight) or logical errors were excluded. The Cronbach’s α coefficient for all valid
54
55 questionnaires was 0.840 (0.913 for knowledge, 0.800 for attitudes, and 0.718 for practice).
56
57
58
59
60

Statistical analysis

The statistical analysis software was SPSS 26.0 (IBM, Armonk, NY, USA). Quantitative variables were described as means \pm standard deviations (SD), while group comparisons were conducted using Student's t-test or analysis of variance (ANOVA). Categorical variables were presented as n (%). Pearson's correlation analysis explored the relationships between knowledge, attitude, and practice scores. The study used a structural equation modeling (SEM) analysis to validate various causality hypotheses empirically. These hypotheses encompassed 1) knowledge has direct associations with attitudes, practices, and lifestyles, 2) attitudes have direct associations with practices and lifestyles, 3) residential area and status have direct associations with attitudes, 4) gender has direct associations with attitudes and lifestyles, and 5) the number of immunotherapy medication usage has a direct association with lifestyles. All statistical tests were two-tailed, and P-values <0.05 were considered statistically significant.

1
2
3
4
5
6
7
8
9
10
11
12
13
14
15
16
17
18
19
20
21
22
23
24
25
26
27
28
29
30
31
32
33
34
35
36
37
38
39
40
41
42
43
44
45
46
47
48
49
50
51
52
53
54
55
56
57
58
59
60

RESULTS

Characteristics of the participants

The study included 419 respondents. After removing the following cases: 1) one respondent with impossible height and weight, 2) nine respondents answered with contradictory answers, and 3) seven respondents with a completion time of less than 110 seconds, a total of 402 valid questionnaires were included in the analysis (**Figure 1**). The participants were 56.84±11.93 years old. Most participants were male (71.89%), had a BMI of 18.5-23.9 kg/m² (60.95%), were living in rural areas (55.97%), were not living alone (89.30%), were married (90.05%), had high school or technical secondary school education (34.08%), had an income of 2000-5000 RBM/months (48.76%), had health insurance (99.50%), had gastrointestinal symptom (50.75%), did not experience irAEs (89.80%), received one line of immunotherapy (54.23%), and were not familiar with the name of their immunotherapy (65.17%) (**Table S1**).

Knowledge

The mean knowledge score was 6.60±3.51 (/10, 66.00%) (**Table 1**). No significant differences were observed according to the characteristics of the participants. The knowledge item with the lowest score was K1 (50.75%; “Adverse reactions can occur during immunotherapy, but they are normal occurrences that do not require excessive attention.”), while the item with the highest score was K9 (72.39%; “Prompt identification and timely reporting of symptoms of malnutrition and immune-related events to healthcare professionals are not only beneficial for immunotherapy and ameliorating immune-related adverse symptoms and nutritional status but also increase the likelihood of continuing immunotherapy.”) (**Table**

Protected by copyright, including for uses related to text and data mining, AI training, and similar technologies. Ensignement Supérieur (ABES).

S2).

Attitude

The mean attitude score was 41.26 ± 5.06 (/50, 82.52%) (**Table 1**). Higher attitude scores were observed in urban dwellers (41.99 ± 5.19 vs. 40.68 ± 4.89 , $P=0.010$), those not living alone (41.44 ± 5.07 vs. 39.72 ± 4.76 , $P=0.035$), and those with higher income ($>20,000$ CNY/month: 43.50 ± 3.46 ; <2000 CNY/month: 39.66 ± 5.88 ; $P=0.005$) (**Table S1**). The attitude item with the lowest score was A1 (64.52%; “I consider nutritional support to be highly significant throughout the entire course of immunotherapy.”), while the item with the highest score was A10 (93.28%; “I believe that maintaining a positive mindset and quality sleep are important during immunotherapy.”) (**Table S2**).

Practice

The mean practice score was 30.74 ± 4.20 (/40, 76.85%) (**Table 1**). No significant differences were observed according to the characteristics of the participants. The practice item with the lowest score was P6 (39.53%; “If required, I am prepared to receive enteral feeding through nasogastric/nasoenteric tubes.”), while the item with the highest score was P1 (86.07%; “I am capable of cooperating with medical personnel for comprehensive treatment monitoring and follow-up.”) (**Table S2**).

Lifestyle

The mean lifestyle score was 42.37 ± 6.04 (/55, 77.04%) (**Table 1**). Higher lifestyle scores were observed in females (43.43 ± 5.36 vs. 41.95 ± 6.24 , $P=0.027$), widows (widows: 45.20 ± 5.55 ; married: 42.49 ± 5.99 ; unmarried: 39.09 ± 6.45 ; $P=0.031$), and with more than one immunotherapy line (43.46 ± 6.06 vs. 41.45 ± 5.88 , $P=0.001$) (**Table S1**). The lifestyle item with

the lowest score was L11 (30.35%; “Citrus fruits (grapefruit, pomelo, honey pomelo, etc.).”), while the item with the highest score was L2 (83.84%; “Alcohol consumption”) (Table S2).

Correlations

The knowledge scores were correlated to the attitude scores ($r=0.105$, $P=0.035$). The attitude scores were correlated to the practice ($r=0.460$, $P<0.001$) and lifestyle ($r=0.486$, $P<0.001$) scores. The practice scores were correlated to the lifestyle scores ($r=0.269$, $P<0.001$) (Table 2).

Structural equation modeling

As shown in Table 3 and Figure 2, higher attitude scores were associated with higher practice scores ($\beta=0.381$, $P<0.001$) and lifestyle ($\beta=1.928$, $P<0.001$). Urban residence was associated with higher attitude scores ($\beta=1.242$, $P=0.013$). Living with someone was associated with higher attitude scores ($\beta=1.619$, $P=0.044$). More than one line of immunotherapy lines was associated with higher lifestyle scores ($\beta=1.928$, $P<0.001$). The female gender was associated with higher lifestyle scores ($\beta=1.431$, $P=0.023$). Table S3 shows that the SEM analysis had a good fit.

Protected by copyright, including for uses related to text and data mining, AI training, and similar technologies. Ensignement Supérieur (ABES).

DISCUSSION

Very few data are available in the literature concerning the KAP of patients with LC toward irAEs and lifestyle habits. The present study revealed moderate KAP toward lifestyle habits and irAEs. A previous systematic review has shown that the eating habits of Chinese patients with cancer and chemotherapy were poor²². Although no data were available within this systematic review for immunotherapy, its findings are generally in alignment with our present study. Another study has shown that Chinese patients with cancer had a basic understanding of irAEs²³, but the study was not specific to LC and did not evaluate attitudes and practices. Intrinsic differences between patients with LC and those with other types of cancer could explain the differences in findings.

Symptoms of advanced HCC affect quality of life, and the treatment of HCC can restore quality of life²⁸. Thus, immunotherapy can potentially reverse the HCC-related symptoms and help improve quality of life. Nevertheless, the side effects of immunotherapy need to be factored in, as it can affect empowerment and self-management. Self-management is a critical component of cancer care. Indeed, the patients must remain aware of the signs and symptoms that should prompt consultation. At home, they are also responsible for maintaining lifestyle habits that could improve their prognosis or, at least, not worsen it²¹. A previous systematic review revealed poor KAP toward good eating habits among Chinese patients on chemotherapy for various types of cancers²². That previous study supports the present one, which also showed poor lifestyle scores for several foods in patients with LC and immunotherapy. Increasing evidence indicates that a healthy diet can improve the outcomes of immunotherapy^{29 30}.

In this study, many participants with LC were still regularly smoking, drinking alcohol, and had unhealthy dietary habits, all of which are associated with LC development and progression³¹⁻³⁴. Especially, smoking and alcohol consumption are independent risk factors for confirmed liver cancer^{2 3 5 6} because of their impact on inflammation, cancer progression, and health in general³⁵⁻³⁷, and they affect liver function and immunotherapy efficacy³⁸. Still, the high rates of smoking and drinking could reflect a poor knowledge of the risk factors for poor outcomes in LC but could also reflect patients wishing to maintain activities they associate with pleasure in the face of a disease with poor prognosis. The majority of the participants were not eating citrus fruits. Citrus fruits are rich in vitamins and antioxidants and play roles in maintaining the integrity of immunological barriers and in supporting immune cells³⁹⁻⁴¹. On the other hand, citrus fruits are rich in active ingredients, such as furacoumarin, naringin, and bergamot, that can inhibit the activity of metabolic enzymes (mainly UGT1A3 or UGT2B7)⁴². Therefore, in the future, intervention research on the impact of fruits such as grapefruit on medication can be strengthened. Therefore, the lifestyle of the study population was not ideal in terms of LC prognosis³¹⁻³⁴.

The participants mostly reported not taking probiotics. Recent data also suggests that probiotics should be encouraged to prevent irAEs⁴³. Indeed, regulation of the gut microbiome appears crucial in preventing irAEs⁴⁴. The gut microbiota was also shown to modulate the response to immunotherapy, with distinct responses to immunotherapy according to the composition of the microbiome⁴⁵. Gut dysbiosis can even lead to resistance to immunotherapy⁴⁵. Hence, administering specific bacteria could be used to improve the response to immunotherapy and prevent irAEs⁴⁶.

People living in urban areas and not living alone often enjoy a higher socioeconomic status, and it is well-known that higher socioeconomic status is associated with better health literacy⁴⁷. In this study, living in urban areas was associated with higher attitude scores than participants from rural areas.

Women often have a higher healthcare literacy and higher health awareness than men⁴⁸⁻⁵¹, supporting the association observed in the present study between gender and lifestyle. In addition, family support plays an undeniable advantage in the management of cancer patients, helping them with daily tasks, cooking for them, caring for them, and remembering instructions and advice that the patients might forget due to the emotional charge associated with cancer-related events^{52 53}. The present study was not designed to assess that point. Nevertheless, efforts should be taken to teach patients with LC the proper lifestyle habits necessary to optimize prognosis. Expanding the scope of the survey and including hospitals in different regions and levels is recommended to validate the results of this study. Clinical intervention research should be performed on the knowledge, attitude, behavior, and lifestyle level of nutrition and irAEs in patients with LC and immunotherapy and evaluate the effectiveness of the intervention. The impact of good sleep and moderate exercise (as good lifestyles) in relation to nutrition and irAEs should also be examined.

In the present study, the knowledge scores were only correlated to the attitude scores, while the attitude scores were correlated to the practice and lifestyle scores. Although knowledge was not associated with attitude in the SEM, improving knowledge could translate into attitude, practice, and lifestyle improvements. Healthcare providers are a primary source of information for the patients, but previous studies revealed relatively poor KAP toward cancer nutritional

support ^{26 54} and irAEs ⁵⁵ among healthcare providers. Patients with LC and immunotherapy should be encouraged to perform physical activity, which is akin to prehabilitation for liver resection to improve tolerance to treatment ⁵⁶. It should help reduce the side effects or increase the patient's tolerance to them, hence improving patient outcomes.

This study has limitations. It was a single-center study. Even though 402 patients with LC and immunotherapy represent a relatively large sample size, it is still too small to derive correlations and recommendations regarding the KAP-L in patients with LC. The questionnaire was designed by the investigators. It was reviewed by 15 experts in LC management, which could introduce bias from the healthcare perspective. In addition, some questions contained medical jargon that could introduce the Hawthorne effect (a type of reactive human behavior in which people change their behavior when they feel observed). The question length could be a potential source of bias on the importance ratings. Participants can consider a long and complicated sentence as important and a short sentence as being less important, causing bias. Future surveys should also be reviewed by nursing experts, laypeople, and a variety of professionals. The study was cross-sectional in design, preventing us from drawing conclusions around causality. Still, a SEM analysis was performed to examine the structured associations between variables, but it must be remembered that the associations are purely statistical and remain to be confirmed. In addition, the data represent a single point in time. Still, the results could serve as a historical baseline to evaluate the effect of future interventions. The questionnaire was designed by local investigators based on local practice, policies, and reality, limiting generalizability. Finally, all KAP studies are at risk of social desirability bias, in which

Protected by copyright, including for uses related to text and data mining, AI training, and similar technologies. Ensignement Supérieur (ABES).

1
2
3
4 some participants might be tempted to answer what they know they should do instead of what
5
6 they are actually doing ^{57 58}.
7
8

9 In conclusion, patients with LC and immunotherapy had moderate KAP toward irAEs and
10
11 nutritional support. They also displayed moderate lifestyle scores. Urban residents, people not
12
13 living alone, females, and having received two or more immunotherapy treatments were
14
15 positively associated with attitude, while attitude was positively associated with practice and
16
17 lifestyle.
18
19
20
21
22
23
24
25
26
27
28
29
30
31
32
33
34
35
36
37
38
39
40
41
42
43
44
45
46
47
48
49
50
51
52
53
54
55
56
57
58
59
60

1
2
3
4
5
6
7
8
9
10
11
12
13
14
15
16
17
18
19
20
21
22
23
24
25
26
27
28
29
30
31
32
33
34
35
36
37
38
39
40
41
42
43
44
45
46
47
48
49
50
51
52
53
54
55
56
57
58
59
60

Declarations

Ethics approval and consent to participate

This work has been carried out in accordance with the Declaration of Helsinki (2000) of the World Medical Association. This study was approved by the Institutional Review Board of Haikou People’s Hospital (2022-Ethical Review-231). All participants signed the informed consent form before completing the survey.

The Patient and Public Involvement statement

Patients with LC were involved as participants. The patients with LC or the public were not involved in the study design or its completion.

Consent for publication

Not applicable

Availability of data and materials

All data generated or analyzed during this study are included in this article and it’s supplementary materials.

Competing interests

The authors declare that they have no competing interests.

Funding

This study was supported by the Hainan Provincial Natural Science Foundation of China (823MS169) to Wen Wen and the Healthy Department of Hainan Province (22A200123) to Wen Wen.

Authors’ contributions

Protected by copyright, including for uses related to text and data mining, AI training, and similar technologies. Enseignement Supérieur (ABES).

Wen Wen and Fangqing Gao carried out the studies, participated in collecting data, and drafted the manuscript. Yingshuang Chen and Liling Tong performed the statistical analysis and participated in its design. Wen Wen and Yingshuang Chen participated in the acquisition, analysis, or interpretation of data and drafted the manuscript. All authors read and approved the final manuscript. Fangqing Gao acted as guarantor.

Acknowledgments

None.

REFERENCES

1. Bray F, Laversanne M, Sung H, et al. Global cancer statistics 2022: GLOBOCAN estimates of incidence and mortality worldwide for 36 cancers in 185 countries. *CA Cancer J Clin* 2024;74(3):229-63. doi: 10.3322/caac.21834 [published Online First: 2024/04/04]

2. NCCN Clinical Practice Guidelines in Oncology (NCCN Guidelines). Hepatocellular Carcinoma. Version 1.2023. Fort Washington: National Comprehensive Cancer Network 2023.

3. Villanueva A. Hepatocellular Carcinoma. *N Engl J Med* 2019;380(15):1450-62. doi: 10.1056/NEJMra1713263 [published Online First: 2019/04/11]

4. Sung H, Ferlay J, Siegel RL, et al. Global Cancer Statistics 2020: GLOBOCAN Estimates of Incidence and Mortality Worldwide for 36 Cancers in 185 Countries. *CA Cancer J Clin* 2021;71(3):209-49. doi: 10.3322/caac.21660 [published Online First: 2021/02/05]

5. Marrero JA, Kulik LM, Sirlin CB, et al. Diagnosis, Staging, and Management of Hepatocellular Carcinoma: 2018 Practice Guidance by the American Association for the Study of Liver Diseases. *Hepatology* 2018;68(2):723-50. doi: 10.1002/hep.29913 [published Online First: 2018/04/07]

6. Vogel A, Cervantes A, Chau I, et al. Hepatocellular carcinoma: ESMO Clinical Practice Guidelines for diagnosis, treatment and follow-up. *Ann Oncol* 2018;29(Suppl 4):iv238-iv55. doi: 10.1093/annonc/mdy308 [published Online First: 2018/10/05]

7. Siegel RL, Giaquinto AN, Jemal A. Cancer statistics, 2024. *CA Cancer J Clin* 2024;74(1):12-49. doi: 10.3322/caac.21820 [published Online First: 2024/01/17]

Protected by copyright, including for uses related to text and data mining, AI training, and similar technologies. Ensignment Supérieur (ABES).

8. Qin Y, Tang C, Li J, et al. Liver cancer in China: the analysis of mortality and burden of disease trends from 2008 to 2021. *BMC Cancer* 2024;24(1):594. doi: 10.1186/s12885-024-12334-2 [published Online First: 20240516]
9. Shan T, Ran X, Li H, et al. Disparities in stage at diagnosis for liver cancer in China. *J Natl Cancer Cent* 2023;3(1):7-13. doi: 10.1016/j.jncc.2022.12.002 [published Online First: 20230103]
10. Mandlik DS, Mandlik SK, Choudhary HB. Immunotherapy for hepatocellular carcinoma: Current status and future perspectives. *World J Gastroenterol* 2023;29(6):1054-75. doi: 10.3748/wjg.v29.i6.1054 [published Online First: 2023/02/28]
11. Sangro B, Sarobe P, Hervas-Stubbs S, et al. Advances in immunotherapy for hepatocellular carcinoma. *Nat Rev Gastroenterol Hepatol* 2021;18(8):525-43. doi: 10.1038/s41575-021-00438-0 [published Online First: 2021/04/15]
12. Li J, Xuan S, Dong P, et al. Immunotherapy of hepatocellular carcinoma: recent progress and new strategy. *Front Immunol* 2023;14:1192506. doi: 10.3389/fimmu.2023.1192506 [published Online First: 2023/05/26]
13. Han Y, Liu D, Li L. PD-1/PD-L1 pathway: current researches in cancer. *Am J Cancer Res* 2020;10(3):727-42. [published Online First: 2020/04/09]
14. Ghosh C, Luong G, Sun Y. A snapshot of the PD-1/PD-L1 pathway. *J Cancer* 2021;12(9):2735-46. doi: 10.7150/jca.57334 [published Online First: 2021/04/16]
15. NCCN Clinical Practice Guidelines in Oncology (NCCN Guidelines). Management of Immunotherapy-Related Toxicities. Version 2.2023. Fort Washington: National Comprehensive Cancer Network 2023.

16. Conroy M, Naidoo J. Immune-related adverse events and the balancing act of immunotherapy. *Nat Commun* 2022;13(1):392. doi: 10.1038/s41467-022-27960-2 [published Online First: 2022/01/21]

17. Choi J, Lee SY. Clinical Characteristics and Treatment of Immune-Related Adverse Events of Immune Checkpoint Inhibitors. *Immune Netw* 2020;20(1):e9. doi: 10.4110/in.2020.20.e9 [published Online First: 2020/03/12]

18. van Dijk AM, Coppens BJP, van Beers MA, et al. Nutritional status in patients with hepatocellular carcinoma: Potential relevance for clinical outcome. *Eur J Intern Med* 2022;104:80-88. doi: 10.1016/j.ejim.2022.07.002 [published Online First: 2022/07/29]

19. Elsebaie EM, Abdel-Fattah AN, Bakr NA, et al. Principles of Nutritional Management in Patients with Liver Dysfunction—A Narrative Review. *Livers* 2023;3(2):190-218. doi: 10.3390/livers3020013

20. Teng TZJ, Shelat VG. Testosterone gel improves appetite and reduces tiredness in males with advanced cancer. *BMJ Support Palliat Care* 2021;11(2):145. doi: 10.1136/bmjspcare-2020-002662 [published Online First: 2021/01/21]

21. van Dongen SI, de Nooijer K, Cramm JM, et al. Self-management of patients with advanced cancer: A systematic review of experiences and attitudes. *Palliat Med* 2020;34(2):160-78. doi: 10.1177/0269216319883976 [published Online First: 2020/02/06]

22. Tang H, Zhang Y, Cao B, et al. Knowledge, attitudes and behaviors toward healthy eating among Chinese cancer patients treated with chemotherapy: A systematic review. *Asia Pac J Oncol Nurs* 2023;10(1):100163. doi: 10.1016/j.apjon.2022.100163 [published Online First: 2022/12/07]

23. Zhang L, Wang J, Zhang B, et al. Attitudes and Practices of Immune Checkpoint Inhibitors in Chinese Patients With Cancer: A National Cross-Sectional Survey. *Front Pharmacol* 2021;12:583126. doi: 10.3389/fphar.2021.583126 [published Online First: 2021/04/13]
24. Andrade C, Menon V, Ameen S, et al. Designing and Conducting Knowledge, Attitude, and Practice Surveys in Psychiatry: Practical Guidance. *Indian J Psychol Med* 2020;42(5):478-81. doi: 10.1177/0253717620946111 [published Online First: 2021/01/09]
25. World Health Organization. Advocacy, communication and social mobilization for TB control: a guide to developing knowledge, attitude and practice surveys. http://whqlibdoc.who.int/publications/2008/9789241596176_eng.pdf. Accessed November 22, 20222008.
26. Zhang XW, Li W, Chen GY, et al. Knowledge, Attitude and Practice (K-A-P) of Cancer Nutrition in Chinese Medical Staff. *J Nutr Oncol* 2017;2(2):83-90. doi: 10.34175/jno201702005
27. Bloom BS. Learning for Mastery. Instruction and Curriculum. Regional Education Laboratory for the Carolinas and Virginia, Topical Papers and Reprints, Number 1. *Evaluation Comment* 1968;1(2):n2.
28. Ahmed S, de Souza NN, Qiao W, et al. Quality of Life in Hepatocellular Carcinoma Patients Treated with Transarterial Chemoembolization. *HPB Surg* 2016;2016:6120143. doi: 10.1155/2016/6120143 [published Online First: 2016/05/05]
29. Spencer CN, McQuade JL, Gopalakrishnan V, et al. Dietary fiber and probiotics influence the gut microbiome and melanoma immunotherapy response. *Science*

2021;374(6575):1632-40. doi: 10.1126/science.aaz7015 [published Online First: 2021/12/24]

30. Soldati L, Di Renzo L, Jirillo E, et al. The influence of diet on anti-cancer immune responsiveness. *J Transl Med* 2018;16(1):75. doi: 10.1186/s12967-018-1448-0 [published Online First: 2018/03/22]

31. Jain D, Chaudhary P, Varshney N, et al. Tobacco Smoking and Liver Cancer Risk: Potential Avenues for Carcinogenesis. *J Oncol* 2021;2021:5905357. doi: 10.1155/2021/5905357 [published Online First: 20211210]

32. Zelber-Sagi S, Nouredin M, Shibolet O. Lifestyle and Hepatocellular Carcinoma What Is the Evidence and Prevention Recommendations. *Cancers (Basel)* 2021;14(1) doi: 10.3390/cancers14010103 [published Online First: 20211226]

33. Pelucchi C, Gallus S, Garavello W, et al. Cancer risk associated with alcohol and tobacco use: focus on upper aero-digestive tract and liver. *Alcohol Res Health* 2006;29(3):193-8.

34. Luu HN, Behari J, Goh GB, et al. Composite Score of Healthy Lifestyle Factors and Risk of Hepatocellular Carcinoma: Findings from a Prospective Cohort Study. *Cancer Epidemiol Biomarkers Prev* 2021;30(2):380-87. doi: 10.1158/1055-9965.EPI-20-1201 [published Online First: 20201113]

35. Liu Y, Lu L, Yang H, et al. Dysregulation of immunity by cigarette smoking promotes inflammation and cancer: A review. *Environ Pollut* 2023;339:122730. doi: 10.1016/j.envpol.2023.122730 [published Online First: 2023/10/15]

Protected by copyright, including for uses related to text and data mining, AI training, and similar technologies. Ensignement Supérieur (ABES).

36. Elisia I, Lam V, Cho B, et al. The effect of smoking on chronic inflammation, immune function and blood cell composition. *Sci Rep* 2020;10(1):19480. doi: 10.1038/s41598-020-76556-7 [published Online First: 2020/11/12]
37. Meadows GG, Zhang H. Effects of Alcohol on Tumor Growth, Metastasis, Immune Response, and Host Survival. *Alcohol Res* 2015;37(2):311-22. [published Online First: 2015/12/24]
38. Deshpande RP, Sharma S, Watabe K. The Confounders of Cancer Immunotherapy: Roles of Lifestyle, Metabolic Disorders and Sociological Factors. *Cancers (Basel)* 2020;12(10) doi: 10.3390/cancers12102983 [published Online First: 2020/10/21]
39. Miles EA, Calder PC. Effects of Citrus Fruit Juices and Their Bioactive Components on Inflammation and Immunity: A Narrative Review. *Front Immunol* 2021;12:712608. doi: 10.3389/fimmu.2021.712608 [published Online First: 2021/07/13]
40. Wang J, Gao J, Xu HL, et al. Citrus fruit intake and lung cancer risk: A meta-analysis of observational studies. *Pharmacol Res* 2021;166:105430. doi: 10.1016/j.phrs.2021.105430 [published Online First: 2021/02/03]
41. Song JK, Bae JM. Citrus fruit intake and breast cancer risk: a quantitative systematic review. *J Breast Cancer* 2013;16(1):72-6. doi: 10.4048/jbc.2013.16.1.72 [published Online First: 2013/04/18]
42. Liu D, Wu J, Xie H, et al. Inhibitory Effect of Hesperetin and Naringenin on Human UDP-Glucuronosyltransferase Enzymes: Implications for Herb-Drug Interactions. *Biol Pharm Bull* 2016;39(12):2052-59. doi: 10.1248/bpb.b16-00581 [published Online First: 2016/12/03]

43. Yoshikawa S, Taniguchi K, Sawamura H, et al. Encouraging probiotics for the prevention and treatment of immune-related adverse events in novel immunotherapies against malignant glioma. *Explor Target Antitumor Ther* 2022;3(6):817-27. doi: 10.37349/etat.2022.00114 [published Online First: 2023/01/20]

44. Zhang Y, Cheng S, Zou H, et al. Correlation of the gut microbiome and immune-related adverse events in gastrointestinal cancer patients treated with immune checkpoint inhibitors. *Front Cell Infect Microbiol* 2023;13:1099063. doi: 10.3389/fcimb.2023.1099063 [published Online First: 2023/04/14]

45. Yu ZK, Xie RL, You R, et al. The role of the bacterial microbiome in the treatment of cancer. *BMC Cancer* 2021;21(1):934. doi: 10.1186/s12885-021-08664-0 [published Online First: 2021/08/21]

46. Fernandes MR, Aggarwal P, Costa RGF, et al. Targeting the gut microbiota for cancer therapy. *Nat Rev Cancer* 2022;22(12):703-22. doi: 10.1038/s41568-022-00513-x [published Online First: 2022/10/18]

47. Svendsen MT, Bak CK, Sorensen K, et al. Associations of health literacy with socioeconomic position, health risk behavior, and health status: a large national population-based survey among Danish adults. *BMC Public Health* 2020;20(1):565. doi: 10.1186/s12889-020-08498-8 [published Online First: 2020/04/30]

48. Chakraverty D, Baumeister A, Aldin A, et al. Gender differences of health literacy in persons with a migration background: a systematic review and meta-analysis. *BMJ Open* 2022;12(7):e056090. doi: 10.1136/bmjopen-2021-056090 [published Online First: 2022/07/19]

49. Clouston SAP, Manganello JA, Richards M. A life course approach to health literacy: the role of gender, educational attainment and lifetime cognitive capability. *Age Ageing* 2017;46(3):493-99. doi: 10.1093/ageing/afw229 [published Online First: 2016/12/13]
50. Barebring L, Palmqvist M, Winkvist A, et al. Gender differences in perceived food healthiness and food avoidance in a Swedish population-based survey: a cross sectional study. *Nutr J* 2020;19(1):140. doi: 10.1186/s12937-020-00659-0 [published Online First: 2020/12/31]
51. Vlassoff C. Gender differences in determinants and consequences of health and illness. *J Health Popul Nutr* 2007;25(1):47-61. [published Online First: 2007/07/10]
52. Molassiotis A, Wang M. Understanding and Supporting Informal Cancer Caregivers. *Curr Treat Options Oncol* 2022;23(4):494-513. doi: 10.1007/s11864-022-00955-3 [published Online First: 2022/03/15]
53. Laryionava K, Pfeil TA, Dietrich M, et al. The second patient? Family members of cancer patients and their role in end-of-life decision making. *BMC Palliat Care* 2018;17(1):29. doi: 10.1186/s12904-018-0288-2 [published Online First: 2018/02/20]
54. Mubin N, Bin Abdul Baten R, Jahan S, et al. Cancer related knowledge, attitude, and practice among community health care providers and health assistants in rural Bangladesh. *BMC Health Serv Res* 2021;21(1):191. doi: 10.1186/s12913-021-06202-z [published Online First: 2021/03/04]
55. da Silva GFM, Landim J, Dos Santos Brasil LT, et al. Knowledge gap about immune checkpoint inhibitors among rheumatologists and medical students: a survey.

Rheumatol Int 2021;41(5):939-42. doi: 10.1007/s00296-020-04674-6 [published Online First: 2020/08/09]

56. Toh EQ, Wong HPN, Wang JDJ, et al. Prehabilitation programs in liver resection: a narrative review. *Chin Clin Oncol* 2024;13(1):9. doi: 10.21037/cco-23-102 [published Online First: 2024/02/19]

57. Bergen N, Labonte R. “Everything Is Perfect, and We Have No Problems”: Detecting and Limiting Social Desirability Bias in Qualitative Research. *Qual Health Res* 2020;30(5):783-92. doi: 10.1177/1049732319889354 [published Online First: 2019/12/14]

58. Latkin CA, Edwards C, Davey-Rothwell MA, et al. The relationship between social desirability bias and self-reports of health, substance use, and social network factors among urban substance users in Baltimore, Maryland. *Addict Behav* 2017;73:133-36. doi: 10.1016/j.addbeh.2017.05.005

Protected by copyright, including for uses related to text and data mining, AI training, and similar technologies. Ensignement Supérieur (ABES).

Table 1. KAP scores.

Dimension	N=402		
	Range, points	Mean score, mean \pm SD	Proportion, %
Knowledge	0~10	6.60 \pm 3.51	66.00%
Attitude	10~50	41.26 \pm 5.06	82.52%
Practice	8~40	30.74 \pm 4.20	76.85%
Lifestyle	11~55	42.37 \pm 6.04	77.04%

Table 2. Pearson correlation analysis.

	Knowledge	Attitude	Practice	Lifestyle
Knowledge	1			
Attitude	0.105 (P=0.035)	1		
Practice	0.018 (P=0.253)	0.460 (P<0.001)	1	
Lifestyle	-0.016 (P=0.755)	0.486 (P<0.001)	0.269 (P<0.001)	1

Table 3. SEM, including lifestyle

			β	P
Attitude	<---	Gender	-0.457	0.407
Attitude	<---	Residential area	1.242	0.013
Attitude	<---	Knowledge	0.128	0.069
Attitude	<---	Residential status	1.619	0.044
Lifestyle	<---	Knowledge	-0.048	0.565
Practice	<---	Knowledge	0.011	0.841
Lifestyle	<---	Attitude	0.222	<0.001
Practice	<---	Attitude	0.381	<0.001
Lifestyle	<---	Number of immunotherapy	1.928	<0.001
Lifestyle	<---	Gender	1.431	0.023

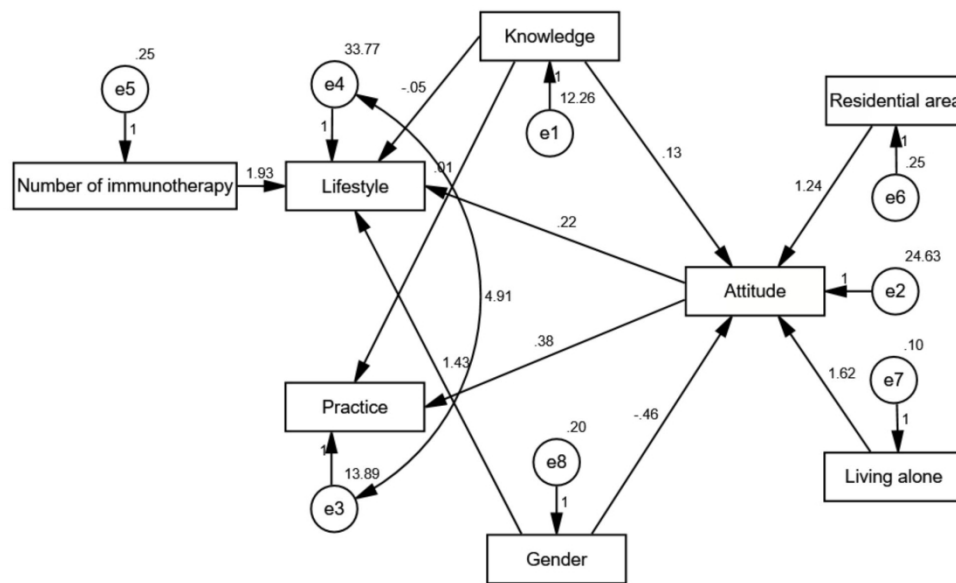
1
2
3
4
5
6
7
8
9
10
11
12
13
14
15
16
17
18
19
20
21
22
23
24
25
26
27
28
29
30
31
32
33
34
35
36
37
38
39
40
41
42
43
44
45
46
47
48
49
50
51
52
53
54
55
56
57
58
59
60

Figure legend

Figure 1. Questionnaire flowchart.

Figure 2. Structural equation modeling (SEM).

For peer review only



170x103mm (300 x 300 DPI)

Table S1 Characteristics of the participants.

Variables	n (%)	Knowledge score		Attitude score		Practice score		Lifestyle score	
		Mean ± SD	P	Mean ± SD	P	Mean ± SD	P	Mean ± SD	P
Gender			0.385		0.694		0.384		0.027
Male	289 (71.89)	6.69±3.39		41.32±4.63		30.86±3.78		41.95±6.24	
Female	113 (28.11)	6.35±3.79		41.10±6.05		30.45±4.17		43.43±5.36	
Age (years)	56.84±11.93								
Body mass index (kg/m²)			0.550		0.687		0.406		0.570
<18.5	55 (13.68)	6.16±3.68		41.69±4.57		30.05±4.17		43.07±6.99	
18.5-23.9	245 (60.95)	6.61±3.44		41.09±5.13		30.90±4.37		42.36±5.78	
≥24	102 (25.37)	6.80±3.59		41.41±5.16		30.75±3.88		42.00±6.12	
Residential area			0.061		0.010		0.347		0.274
Rural	225 (55.97)	6.31±3.53		40.68±4.89		30.57±4.16		42.08±5.51	

City	177 (44.03)	6.97±3.46	41.99±5.19	30.97±4.05	42.74±6.65
Residential status		0.560	0.035	0.084	0.136
Living alone	43 (10.70)	6.30±3.56	39.72±4.76	29.70±4.05	41.07±6.00
Living with others	359 (89.30)	6.63±3.50	41.44±5.07	30.87±4.05	42.52±6.03
Marital Status		0.918	0.148	0.153	0.031
Unmarried	22 (5.47)	6.14±3.76	40.36±4.75	29.91±4.05	39.09±6.45
Married	362 (90.05)	6.64±3.50	41.32±5.09	30.75±4.05	42.49±5.99
Divorced	8 (1.99)	6.25±3.49	38.25±5.47	29.50±5.03	42.38±5.15
Widowed	10 (2.49)	6.50±3.81	43.40±3.53	33.30±3.05	45.20±5.55
Education		0.426	0.449	0.310	0.233
Junior high school and below	79 (19.65)	6.56±3.60	40.96±5.89	30.01±4.05	42.67±5.95

High school/technical secondary school	137 (34.08)	6.33±3.60	41.72±4.61	31.25±3.66	42.81±5.69
College	112 (27.86)	6.92±3.36	40.72±5.05	30.71±3.09	42.12±6.04
Bachelor's degree	68 (16.92)	6.82±3.46	41.35±5.03	30.56±4.20	41.99±6.39
Postgraduate and above	6 (1.49)	4.67±3.27	43.33±3.33	31.67±2.55	37.33±9.61
Average monthly income, RMB		0.500	0.005	0.276	0.094
<2000	86 (21.39)	6.13±3.70	39.66±5.88	30.05±4.86	42.19±5.97
2000-5000	196 (48.76)	6.81±3.39	41.87±4.58	31.04±3.09	42.64±5.93
5001-10,000	83 (20.65)	6.52±3.64	40.90±5.39	30.69±4.20	42.98±5.89
10,001-20,000	23 (5.72)	6.30±3.50	41.87±3.86	30.22±3.09	39.26±6.88
>20,000	14 (3.48)	7.50±3.16	43.50±3.46	32.07±3.25	41.21±6.55
Types of health insurance					

Urban Employee Basic	134 (33.33)	6.94±3.37	41.70±4.90	30.93±4.11	42.82±5.96
Medical Insurance					
New Rural Cooperative	207 (51.49)	6.24±3.57	40.87±5.16	30.76±4.11	41.91±6.08
Medical Insurance					
Urban Resident Basic	53 (13.18)	7.11±3.46	42.06±4.72	30.75±3.75	43.66±5.73
Medical Insurance					
Commercial Insurance	6 (1.49)	6.33±4.56	40.33±6.25	29.67±5.75	38.17±7.11
Self-payment	2 (0.50)	8.00±1.41	33.00±1.41	20.00±8.49	38.00±4.24
GI Symptoms					
Loss of appetite	113 (28.11)	6.09±3.45	41.15±4.33	30.44±4.65	40.89±6.72
Nausea and vomiting	54 (13.43)	6.80±3.20	40.89±4.90	29.81±5.12	39.52±7.87
Constipation	53 (13.18)	6.25±3.59	40.72±5.26	29.70±4.22	40.13±6.30
Diarrhea	34 (8.46)	7.41±2.84	40.88±3.67	30.00±4.71	41.15±6.63

Oral ulcers	18 (4.48)	6.94±3.46	41.89±4.17	31.56±4.08	39.89±8.63	
Dry Mouth	45 (11.19)	6.11±3.49	41.07±4.86	30.24±4.07	41.91±6.78	
Altered taste perception	27 (6.72)	5.37±3.56	40.44±4.97	30.81±5.00	41.59±8.02	
Altered smell perception	8 (1.99)	4.75±3.45	41.13±3.72	29.13±6.00	41.00±8.64	
Swallowing Difficulties	13 (3.23)	6.38±3.64	40.08±6.49	29.31±5.00	41.38±7.09	
Feeling of fullness	48 (11.94)	5.65±3.44	41.65±4.35	31.40±4.00	43.33±6.57	
Pain	66 (16.42)	6.39±3.71	42.29±4.04	30.56±3.99	43.06±6.00	
None	198 (49.25)	6.80±3.52	40.98±5.45	30.88±4.07	43.28±5.18	
IrAEs			0.527	0.276	0.122	0.954
Yes	41 (10.20)	6.27±3.78	42.07±4.42	29.78±4.08	42.32±6.60	
No	361 (89.80)	6.63±3.48	41.16±5.13	30.85±4.20	42.37±5.98	
Symptoms you experienced						

Capillary Proliferation Syndrome	9 (2.24)	4.89±3.95	41.11±3.37	31.00±2.55	42.78±7.66
Other skin reactions (rash, papules, itching, vitiligo, etc.)	18 (4.48)	6.89±3.41	40.94±4.32	30.83±3.09	41.67±7.04
Gastrointestinal reactions (diarrhea, colitis, abdominal pain, nausea, vomiting, etc.)	16 (3.98)	6.75±3.24	41.75±4.30	30.00±4.00	40.25±6.22
Hepatic reactions	7 (1.74)	5.14±3.39	43.29±3.99	30.43±3.09	43.86±7.24
Endocrine reactions (hypothyroidism,	2 (0.50)	9.50±0.71	40.00±8.49	26.00±8.49	35.00±11.31

hyperthyroidism, adrenal insufficiency, etc.)						
Pneumonia	1 (0.25)	9.00	40	29	30	
Cardiac reactions	0	0	0	0	0	
Renal toxicity (nephritis)	0	0	0	0	0	
Muscle or joint pain, muscle weakness	13 (3.23)	5.85±3.74	41.92±4.82	30.08±5.60	44.92±2.99	
Other	4 (1.00)	7.50±4.36	39.75±5.06	27.75±5.44	41.00±9.56	
Number of immunotherapy medication			0.736	0.529	0.620	0.001
1	218 (54.23)	6.65±3.50	41.11±5.04	30.84±3.71	41.45±5.88	
>1	184 (45.77)	6.53±3.52	41.43±5.09	30.63±4.73	43.46±6.06	

Familiar with the specific		0.990	0.724	0.806	0.884
names of the					
immunotherapy drugs					
Yes	140 (34.83)	6.60±3.62	41.38±5.03	30.81±4.43	42.43±6.71
No	262 (65.17)	6.60±3.45	41.19±5.09	30.71±4.43	42.34±5.66

RMB: renminbi, the official currency in China.

Table S2. Knowledge, attitudes, and practices

Statement	Accuracy, n (%)
K1. Adverse reactions can occur during immunotherapy, but they are normal occurrences that do not require excessive attention.	204 (50.75)
K2. Skin toxicities (rashes, dermatitis, capillary proliferation), endocrine toxicities (hypothyroidism, hyperthyroidism, adrenal insufficiency), hepatic toxicities, cardiac toxicities, gastrointestinal toxicities (abdominal pain, diarrhea), pneumonia, renal toxicity (immune nephritis leading to proteinuria), etc., might emerge during the immunotherapy process.	247 (61.44)
K3. The liver is engaged in digestion, synthesis, and metabolic processes of various nutrients; impaired liver function significantly elevates the incidence of malnutrition in liver cancer patients.	245 (60.95)
K4. Tumor progression and immunotherapy can exacerbate malnutrition due to deteriorating liver function, which, in turn, affects the prognosis of liver cancer patients, leading to a vicious cycle.	231 (57.46)

1
2
3
4
5
6
7
8
9
10
11
12
13
14
15
16
17
18
19
20
21
22
23
24
25
26
27
28
29
30
31
32
33
34
35
36
37
38
39
40
41
42
43
44
45
46

- K5. Liver cancer patients undergoing treatment should undergo nutritional screening and assessment, followed by personalized nutritional interventions based on their nutritional status. 281 (69.90)
- K6. Nutritional risk screening and assessment include disease status, dietary surveys, weight change, anthropometric measurements, laboratory examinations, etc. 290 (72.14)
- K7. Nutritional support encompasses dietary guidance, oral supplements, enteral nutrition, and parenteral nutrition. 283 (70.40)
- K8. Appropriate and effective nutritional interventions can optimize the intake structure and quantity of nutrients, improve nutritional status and liver function, enhance tolerance to surgery or other treatments, enhance immune conditions, reduce complications during treatment, elevate quality of life, and extend survival time. 290 (72.14)
- K9. Prompt identification and timely reporting of symptoms of malnutrition and immune-related adverse events to healthcare professionals are not only beneficial for immunotherapy and ameliorating immune-related adverse symptoms and nutritional status but also increase the likelihood of continuing immunotherapy. 291 (72.39)

BMJ Open: first published as 10.1136/bmjopen-2024-086854 on 26 May 2025. Downloaded from <http://bmjopen.bmj.com/> on June 8, 2025 at Agence Bibliographique de l'Enseignement Supérieur (ABES). All rights reserved. No reuse allowed without permission. For peer review only - <http://bmjopen.bmj.com/site/about/guidelines.xhtml>

K10. Liver cancer patients receiving immunotherapy should be managed comprehensively throughout the cycle, from screening and assessment to diagnosis, supportive treatment, monitoring, and follow-up, focusing on nutritional and adverse event management.

Attitude	Strongly Agree	Agree	Neutral	Disagree	Strongly Disagree
A1. I consider nutritional support highly significant throughout the entire course of immunotherapy.	230 (27.21)	150 (37.31)	16 (3.98)	2 (0.50)	4 (1.00)
A2. I believe that targeted nutritional interventions can enhance the efficacy of immunotherapy.	196 (48.76)	175 (43.53)	25 (6.22)	2 (0.50)	4 (1.00)
A3. I deem continuous monitoring of adverse immune events to be essential.	208 (51.74)	160 (39.80)	32 (7.96)	0	2 (0.50)
A4. I would be concerned about adverse reactions following immunotherapy.	169 (42.04)	183 (45.52)	36 (8.96)	6 (1.49)	8 (1.99)

1
2
3
4
5
6
7
8
9
10
11
12
13
14
15
16
17
18
19
20
21
22
23
24
25
26
27
28
29
30
31
32
33
34
35
36
37
38
39
40
41
42
43
44
45
46

A5. I find it necessary to monitor nutrition-related indicators comprehensively.	188 (46.77)	172 (42.79)	30 (7.46)	6 (1.49)	6 (1.49)
A6. I think consuming high-quality proteins, abundant dietary fiber, and appropriate carbohydrates is crucial.	216 (53.73)	158 (39.30)	23 (5.72)	3 (0.75)	2 (0.50)
A7. I wish to acquire further knowledge about nutritional support through professional channels.	200 (49.75)	163 (40.55)	32 (7.96)	2 (0.50)	5 (1.24)
A8. I desire to gain more insights through professional channels regarding self-management, emergency responses, and precautions for managing adverse events during immunotherapy.	193 (48.01)	175 (43.53)	27 (6.72)	4 (1.00)	3 (0.75)
A9. I am confident in maintaining a relatively favorable nutritional status.	179 (44.53)	165 (41.04)	45 (11.19)	7 (1.74)	6 (1.49)

A10. I believe that maintaining a positive mindset and quality sleep are important during immunotherapy.

Practice	Always	Frequently	Sometime	Occasionally	Never
P1. I can cooperate with medical personnel for comprehensive treatment monitoring and follow-up.	216 (53.73)	130 (32.34)	43 (10.70)	6 (1.49)	7 (1.74)
P2. I will regularly monitor nutrition-related indicators such as body weight, body mass index, grip strength, albumin, and prognostic nutritional index.	177 (44.03)	140 (34.83)	55 (13.68)	22 (5.47)	8 (1.99)
P3. If a physician recommends it, I will take medication to enhance appetite, digestion, and absorption.	192 (47.76)	132 (32.84)	53 (13.18)	18 (4.48)	7 (1.74)
P4. I will proactively seek relevant knowledge about immunotherapy nutrition and adverse reactions through	172 (42.79)	126 (31.34)	64 (15.92)	27 (6.72)	13 (3.23)

professional channels such as healthcare providers, health promotion columns, books, and television.					
P5. I will undergo oral nutritional supplementation, including branched-chain amino acids, omega-3 fatty acids, and vitamin D if necessary.	162 (40.30)	118 (29.35)	60 (14.93)	31 (7.71)	31 (7.71)
P6. If required, I am prepared to receive enteral feeding through nasogastric/nasoenteric tubes.	133 (33.08)	38 (6.45)	46 (11.44)	36 (8.96)	149 (37.06)
P7. If necessary, I am open to receiving parenteral nutrition support (intravenous administration).	123 (30.60)	43 (10.70)	52 (12.94)	56 (13.93)	128 (31.84)
P8. I will maintain moderate physical exercise to improve my overall physical condition.	176 (43.78)	122 (30.35)	55 (13.68)	34 (8.46)	15 (3.73)
Lifestyle	Never	Occasionally	Sometimes	Frequently	Always

In your daily lifestyle habits, what is your eating frequency for the following types:

L1. Smoking	272 (67.66)	38 (9.45)	27 (63.72)	35 (8.71)	30 (7.46)
L2. Alcohol consumption	285 (70.90)	52 (12.94)	27 (6.72)	21 (5.22)	17 (4.23)
L3. Cooking methods involving frying, smoking, baking, pickling, etc.	223 (55.47)	100 (24.88)	47 (11.69)	19 (4.73)	13 (3.23)
L4. High-fat, high-salt, spicy foods (such as chili peppers, onions, ginger, raw garlic, and pepper)	212 (52.74)	100 (24.88)	50 (12.44)	27 (6.72)	13 (3.23)
L5. High-quality protein sources (legumes, eggs, meat, fish, shellfish, dairy products, etc.)	22 (5.47)	21 (5.22)	37 (9.20)	224 (55.72)	98 (24.38)
L6. Light and easily digestible foods (egg custard, millet porridge, lotus root powder, Chinese yam)	15 (3.73)	42 (10.45)	61 (15.17)	213 (52.99)	71 (17.66)

L7. Foods rich in vitamins (fresh vegetables and fruits, such as spinach, cabbage, kiwi, tomatoes, etc.)	8 (1.99)	34 (8.46)	42 (10.45)	217 (53.98)	101 (25.12)
L8. Stimulants like coffee, chocolate, and strong tea	247 (61.44)	70 (17.41)	30 (7.46)	38 (9.45)	17 (4.23)
L9. Probiotics	202 (50.25)	90 (22.39)	51 (12.69)	37 (9.20)	22 (5.47)
L10. Sugary beverages	215 (53.48)	114 (28.36)	45 (11.19)	20 (4.98)	8 (1.99)
L11. Citrus fruits (grapefruit, pomelo, honey pomelo, etc.)	93 (23.13)	112 (27.86)	75 (18.66)	92 (22.89)	30 (7.46)

Table S3. SEM model fit

Indicators	Reference	Results
CMIN/DF	1-3 Excellent, 3-5 Good	10
RMSEA	<0.08 Good	0.09
IFI	>0.8 Good	0.99
TLI	>0.8 Good	0.93
CFI	>0.8 Good	0.95