



BMJ Open A Life course approach to investigate breast cancer and migration in the greater Paris area: the SENOVIE study protocol

Karna Coulibaly ,^{1,2,3} Clémence Schantz,^{1,2,3} Luis Teixeira,⁴ Annabel Desgrées du Loû,^{2,3} Gaëtan Des Guetz,^{5,6} Hamid Hocini,⁷ Laurent Zelek,⁸ Joseph Larmarange ,^{1,2} Anne Gosselin,^{1,2,3} the SENOVIE study group

To cite: Coulibaly K, Schantz C, Teixeira L, *et al.* A Life course approach to investigate breast cancer and migration in the greater Paris area: the SENOVIE study protocol. *BMJ Open* 2025;**15**:e095759. doi:10.1136/bmjopen-2024-095759

► Prepublication history and additional supplemental material for this paper are available online. To view these files, please visit the journal online (<https://doi.org/10.1136/bmjopen-2024-095759>).

Received 28 October 2024
Accepted 11 March 2025



© Author(s) (or their employer(s)) 2025. Re-use permitted under CC BY-NC. No commercial re-use. See rights and permissions. Published by BMJ Group.

For numbered affiliations see end of article.

Correspondence to

Dr Karna Coulibaly;
karna.coulibaly@ceped.org

ABSTRACT

Introduction Breast cancer is a global public health challenge. It is the most commonly diagnosed cancer and the leading cause of cancer-related death in women. Several inequalities remain among women facing this disease, depending on their country of birth and their sociodemographic characteristics. The SENOVIE study (Therapeutic mobility and breast cancer) aims to understand the life trajectories of women born in France and in sub-Saharan Africa treated for breast cancer in four hospitals in the greater Paris area.

Methods and analysis The SENOVIE study is a mixed methods study, combining a quantitative and a qualitative approach. A quantitative retrospective life-event survey is conducted in four hospital centres in the greater Paris area, France, to (1) understand how breast cancer (diagnosis, treatment and possibly reconstruction) impacts the life trajectories of women in many spheres (migration, family life, professional life, financial situation, etc); (2) study the access to healthcare by women living with breast cancer and their determinants; and (3) examine how gender relations may shape breast cancer experience. Women born in France and women born in sub-Saharan Africa are recruited: 1000 women, including 500 per group. In the standardised, face-to-face questionnaire, each dimension of interest is collected year by year from birth until the time of the survey. Clinical and laboratory information is documented with a short medical questionnaire filled out by the medical teams. The qualitative survey is conducted specifically with women born in sub-Saharan Africa who came to France for treatment to better understand their trajectories and the specific obstacles they faced. To analyse the quantitative data collected, descriptive analyses will be used to visualise trajectories (sequence analysis), along with longitudinal analysis methods (survival models and duration models).

Ethics and dissemination The study is conducted in accordance with the Declaration of Helsinki. The French Data Protection Authority (Commission Nationale de l'Informatique et des Libertés, declaration number 2231238) and the Committee for Persons' Protection East I (Comité de Protection des Personnes Est I, national number 2023-A01311-44) approved it. We will disseminate the findings through scientific publications, policy briefs, conferences and workshops.

STRENGTHS AND LIMITATIONS OF THIS STUDY

- ⇒ The study uses an innovative, quantitative and qualitative life course approach to understand the trajectories of immigrant and non-immigrant women living with breast cancer in France.
- ⇒ The use of the life event biographical grid for data collection will provide year-by-year information on events that occurred in the patients' lives, from birth to the time of the survey.
- ⇒ Data collection will take place in the greater Paris area (France), in the senology and oncology services of four hospitals.
- ⇒ The study is limited by survivorship bias, as it includes only women who have survived the disease.
- ⇒ The sample will be limited for immigrant women from sub-Saharan Africa who came to France for treatment after diagnosis, as they are few in the health system.

Trial registration number The SENOVIE France study is registered on Clinicaltrials.gov ([NCT06503393](https://clinicaltrials.gov/study/NCT06503393); registration date: 7 September 2024; <https://clinicaltrials.gov/study/NCT06503393>).

INTRODUCTION

Breast cancer: a global public health challenge worldwide and in France

According to the Global Cancer Observatory, around 2.3 million new cases of breast cancer were diagnosed in 2022, representing 11.6% of all cancer cases and, it is the fourth leading cause of cancer mortality worldwide. Among women, breast cancer is the most common cancer and the leading cause of cancer-related death worldwide.¹

Mortality rates have been falling since the early 1990s in high-income countries, reflecting the progress made through numerous therapeutic advances and improvements in early detection through screening and increased awareness.^{2–4} However, in

low-income and middle-income countries, breast cancer incidence and mortality are rising rapidly.^{5–8} The rapid increase in breast cancer cases in low-income and middle-income countries, particularly in sub-Saharan Africa, could be partly explained by demographic changes (increasing age at first childbearing, ageing), changes in lifestyles and comorbidities (obesity, sedentary lifestyle, etc), decrease in breastfeeding, alcohol consumption.^{5 9 10} The rising mortality rate could be due to the limited access to screening, particularly mammography, late-stage disease presentation and a health system poorly equipped for the management of breast cancer.^{8 11 12} These differences between regions raise the question of the differences that could be observed within a country, depending on women's country of birth. However, while studies considering place of birth have been carried out in some Western countries, with mixed results,^{13–15} to our knowledge this has rarely been done in France.

In France, breast cancer accounts for 33% of women's cancers, and its incidence has been rising since the 1990s to reach a global standardised incidence rate of 99.2 per 100 000 women in 2023.¹⁶ In 2017, its prevalence was estimated at 913 089 people in France.¹⁷

Health inequalities play a significant role in breast cancer incidence and women's post-cancer trajectories

As pointed out by the Lancet Breast Cancer Commission, equity is a major issue in breast cancer.¹⁸ A systematic review carried out at the European level shows how socio-economic inequalities shape breast cancer patterns: the incidence of breast cancer is higher in the most educated women (due to reproductive factors such as a higher age at first child, breastfeeding and also other factors such as alcohol consumption, family history, hormonal treatments), whereas the case fatality rate is higher for disadvantaged women.¹⁹ The situation seems identical in France, as the 5-year net survival rate is lower among people living in disadvantaged areas compared with women living in advantaged areas.²⁰ The available studies in France point to discrepancies in the use of screening according to women's age, level of education and economic and geographical situation.^{21–26} Concerning the post-cancer period, the results of the VICAN5 study (Living conditions five years after a cancer diagnosis) — conducted in metropolitan France in 2015 — also showed the importance of social inequalities on the repercussions of breast cancer on women's lives: women from a disadvantaged background experience more financial consequences of breast cancer, and they also have a lower quality of life 5 years after their diagnosis.²⁷ A recent study based on cohort data even showed increased inequalities in quality of life over time.²⁸ Hence, breast cancer cannot be tackled without taking health inequalities into account.

Potential health inequalities according to women's country of birth

To date, and to our knowledge, there are no data in France documenting breast cancer experience according

to women's country of birth. However, all the available data suggest that immigrant women could face specific obstacles in the experience of breast cancer. First, young age is the main characteristic of breast cancer in sub-Saharan African women.²⁹ Second, triple-negative cases of breast cancer represent more than one-third of the breast cancers in sub-Saharan Africa.^{30–32} In contrast, they represent less than 15% in France.^{33 34} Third, the age at which cancer occurs is different: 70% of women diagnosed with breast cancer in sub-Saharan Africa are under 50 years of age³⁵ compared with a median of 64 years in women born in France.¹⁷ The characteristics of the cancer could be one element that results in more critical consequences in women's lives. However, other factors, documented in other health areas, could also play a role: the role of poverty and precarity, difficulties in accessing health insurance and healthcare, language problems, the difficult process of settling in, which takes several years, the lack of stable financial resources, more frequent situations of isolation.^{36 37}

The few studies on breast cancer screening that consider women's country of birth suggest that immigrant women are indeed more likely to not have breast cancer screening (9.8% vs 7.6% among natives) and more likely to have this screening late (30.6% vs 18%).³⁸ We have not found published studies documenting the incidence and mortality of breast cancer among immigrants in France, particularly women from sub-Saharan Africa. The few studies that do exist, which are mainly qualitative, highlight the difficulties encountered by immigrant women in accessing healthcare.^{39–41} In the French context, where there is still a reluctance to collect and study data according to origin,⁴² data are lacking to better understand immigrant women's life trajectories with breast cancer.

Why is a life course approach necessary to understand women's experience of breast cancer ?

In 1982, Bury introduced the notion of biographical disruption in analysing the experience of chronic diseases based on the example of patients with rheumatoid arthritis.⁴³ He argued that “illness, and especially chronic illness, is precisely that kind of experience where the structures of everyday life and the forms of knowledge which underpin them are disrupted”. Thus, the disease's arrival marks a rupture, a ‘before’ and an ‘after’ in the life trajectory of individuals. To understand how breast cancer affects different dimensions of women's lives (occupation, residential, family, etc) across times, a life course approach seems necessary.

Two dimensions, in particular, could be usefully investigated through a life course approach that are seldom present in other longitudinal (cohort) data. The first one is to study how the experience of illness also calls for a reconstruction of identity that advocates continuity and involves gender issues.⁴⁴ Research carried out in France has shown the strong presence of gender norms and stereotypes in the cancer care pathways, and the strongly

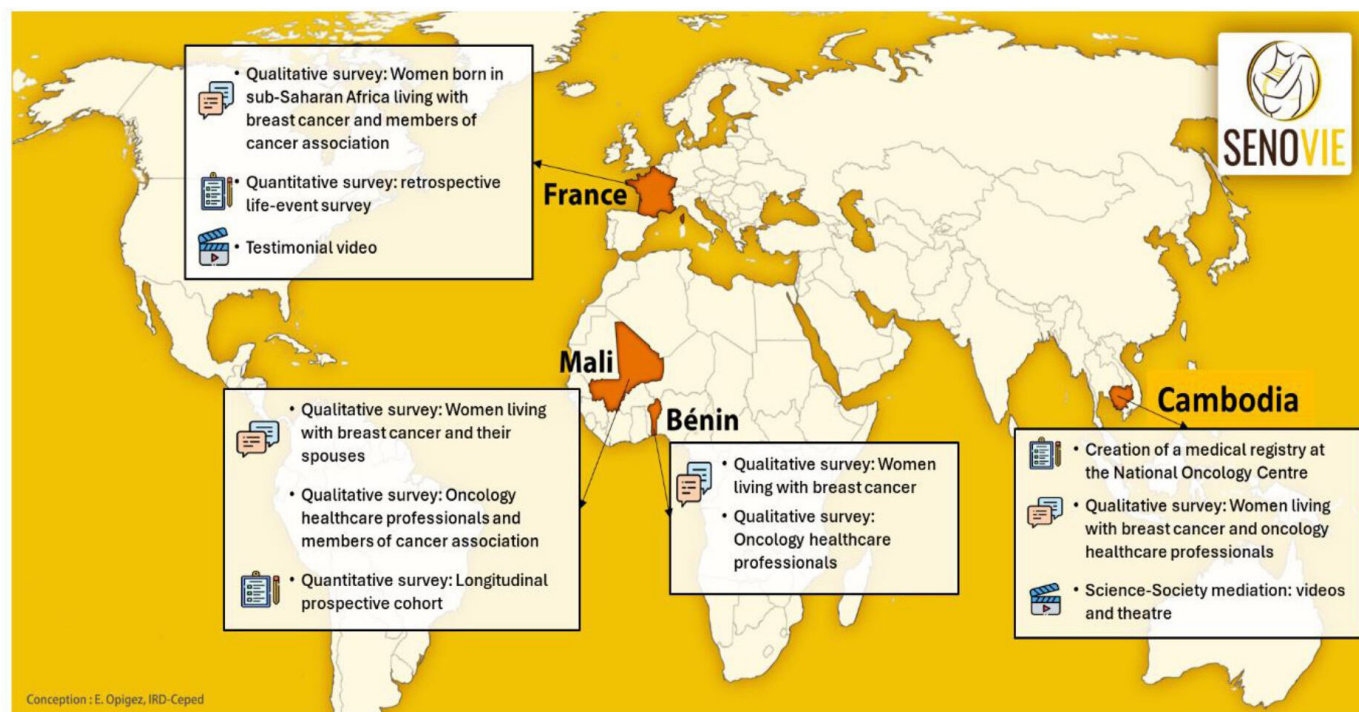


Figure 1 The international SENOVIE project (Therapeutic mobility and breast cancer). The international SENOVIE project aims to study the link between breast cancer and therapeutic mobility. Its general aim is to understand the reasons for and consequences of the therapeutic mobility of women affected by breast cancer. It is being carried out in France, Mali, Benin and Cambodia, using a mixed methodology and a multidisciplinary, cross-sectoral approach. A detailed description can be found on the project website (<https://www.senovie.org/>).

gendered dimension of the body being treated. Meidani and Alessandrin note that in relationships with the body, to relatives, and to sexual and aesthetic issues, gender is always present.⁴⁴ The authors thus suggest that gender is present at all stages of the fight against the disease, particularly in the various stages of identity reconstruction. A recent study, conducted as part of the international SENOVIE project (figure 1), showed that among women living in Mali, undergoing a mastectomy prevented them from performing typically female functions in society (such as cooking or sexuality), thus challenging their female identity.⁴⁵

Another dimension which is crucial in understanding immigrant women's experience of cancer is to be able to understand how the diagnosis appears in relation to a context of migration. In this regard, two different situations can be found: the first one is that women are diagnosed while they have been living in France for some time. Depending on the timing of diagnosis regarding migration (are they well settled? Do they already have a personal home or a job?), the consequences of the diagnosis could be different. Another situation is the one of women who came to France after being diagnosed with breast cancer in their country of origin for treatment. Their coming to France can be related to what is called therapeutic mobility.^{46–48} Concerning therapeutic mobilities, previous qualitative research showed that women who had undertaken therapeutic mobility had very heterogeneous profiles: some belonged to a high socioprofessional

category, but others had low social and economic capital and had complex backgrounds. For these women, therapeutic mobility was seen as a unique chance of survival. In addition, access to care for these women is in precarious conditions related to housing, administrative situation and emotional life.⁴¹ Thus, the consequences of the diagnosis could be even more dramatic, and the trajectories in France even more difficult for these women who left their countries to find healthcare.

To contribute to the understanding of social health inequalities in breast cancer in France, the aim of our study is to understand the life trajectories of women born in France and in sub-Saharan Africa treated for breast cancer.

METHODS AND ANALYSIS

Study setting

The SENOVIE France study is taking place in the greater Paris area, in the four partner structures of the study, namely: the Saint Louis Hospital in Paris, the Delafontaine Hospital Center in Saint-Denis, the Robert Ballanger Intercommunal Hospital Center in Aulnay-sous-Bois and the Avicenne Hospital in Bobigny. The project was developed in collaboration with the heads of the oncology and senology departments of these hospitals in order to recruit, during consultations, women treated for breast cancer in these hospitals. Given that the study aims to recruit women born in France and in sub-Saharan Africa,

the study was designed taking into account the diversity of patients consulting in the hospitals as well as their locations, in particular Saint-Denis, Aulnay-sous-Bois and Bobigny, which are cities in the Seine Saint-Denis department with a more significant share of immigrant population than Paris. In 2020–2021, immigrants represented 32% of the population of Seine-Saint-Denis compared with 10% of the population in France excluding Mayotte.⁴⁹

Quantitative data collection and analysis

Study design and objectives

The SENOVIE France quantitative study is a retrospective, life-event survey. This methodology has the great advantage of collecting longitudinal data while avoiding attrition, which is very frequent in prospective cohorts among disadvantaged populations: women are surveyed one time and are asked retrospectively about the sequence of events that have occurred in their lives, at different points in time (months, years). This methodology enables researchers to capture the dynamics of events and their interactions.⁵⁰ A similar methodology has been successfully used in the field of HIV and hepatitis B among immigrants from sub-Saharan Africa living in the greater Paris area by several members of the project.^{51–53}

As part of the SENOVIE France project, this methodology is used with the aim of (1) understanding how breast cancer (diagnosis, treatment and reconstruction) impacts the life trajectories of women (migration, family life, professional life, financial situation, etc); (2) studying the access to healthcare (including self-reconstruction) of French-born women and immigrant women from sub-Saharan Africa living with breast cancer and their determinants; and (3) examining how gender relations may shape breast cancer management. These general objectives are linked to a number of specific objectives presented in [table 1](#). A mixed methodology combining

a quantitative and a qualitative approach is adopted to meet these different objectives.

Study population

The SENOVIE France study focuses on women followed for breast cancer in the hospitals where the research is taking place. Recruitment began on 25 March 2024 in one hospital and will progressively start in the other hospitals. Recruitment will run for 12 months. Since the study is based on a comparative approach in order to better understand the respective impact of migration and breast cancer diagnosis, the women included are:

- ▶ Women born in France (regardless of the country of birth or nationality of their parents). These women make up the so-called ‘reference’ group, but for whom we will be able to generate knowledge that is still poorly documented in this population.
- ▶ Women born in sub-Saharan Africa (regardless of their nationality at the time of the survey or their administrative status (undocumented, asylum seekers, etc) and their length of stay in France (recently arrived or settled in France for several years). Among these women, we can also distinguish between women living and diagnosed in France and women diagnosed before arriving in France and who may have arrived in France for treatment.

The complete list of inclusion and exclusion criteria is available in [box 1](#). We chose to include women diagnosed between 2014 and more than 3 years (at the date of data collection) to have at least a 3-year period in which we can document the consequences of breast cancer.

Sample size

The SENOVIE France study aims to include 1000 women, comprising 500 women born in France and 500 women born in sub-Saharan Africa. The women are recruited

Table 1 General and specific objectives of the SENOVIE France study (Therapeutic mobility and breast cancer).

General objectives	Specific objectives
To understand how breast cancer (diagnosis, treatment and reconstruction) impacts the life trajectories of women in many spheres (migration, family life, professional life, financial situation, etc).	<ol style="list-style-type: none"> 1. Describe in detail the sociodemographic characteristics, breast cancer characteristics and treatments of women treated for breast cancer, according to their migratory status (immigrant or not, if immigrant, length of stay, etc). 2. Understand the repercussions of a breast cancer diagnosis on different spheres of women's lives (professional, family, sexuality, etc). 3. Study representations and attitudes towards mastectomy and breast reconstruction.
To study the access to healthcare (including self-reconstruction) of French-born women and immigrant women from sub-Saharan Africa living with breast cancer and their determinants.	<ol style="list-style-type: none"> 1. Quantify delays in access to care: delay between first signs and diagnosis, delay between diagnosis and treatment, and the social determinants of these delays. 2. Document how access to care may have changed during the COVID-19 pandemic. 3. Determine individual factors in appropriate healthcare pathways.
To examine how gender relations may shape breast cancer management.	<ol style="list-style-type: none"> 1. Study the consequences of a breast cancer diagnosis on women's sexuality and couples. 2. Describe women's support networks: family, friends, associations and isolation situations. 3. Study how breast cancer does or does not modify women's relationship with their bodies and their self-image.

Box 1 Eligibility criteria for SENOVIE France study.

The inclusion criteria are as follows:

- ⇒ Women aged 18 or above.
- ⇒ Women who consult in one of the partner hospitals of the study.
- ⇒ For group 1: women born in a country of sub-Saharan Africa.
- ⇒ For group 2: women born in France.
- ⇒ Women who have been diagnosed with breast cancer between 1 January 2014 and since more than 3 years (in 2024). As data collection starts in 2024, this is to be able to examine women's life trajectories at least 3 years after cancer diagnosis and a maximum of 10 years after their diagnosis, which is the length of the follow-up in hospital services where recruitment started already or where it will take place.

The exclusion criteria are as follows:

- ⇒ Does not speak French.
- ⇒ Under 18 years old.
- ⇒ Have been diagnosed with breast cancer before 2014 and since more than 3 years.

during consultations in the project's four partner hospitals. A pragmatic approach has been adopted to determine the size of the study sample, considering the number of patients followed in these hospitals. Around 1785 women born in sub-Saharan Africa and 4375 women born in France were diagnosed with breast cancer between 2014 and more than 3 years (in 2024) and are followed in these hospitals. Based on the 60% participation rate observed in a similar study,⁵⁴ the recruitment will last 12 months and be stopped at 500 for each group.

The inclusion of 500 participants per group, 500 women born in sub-Saharan Africa and 500 women born in France, would allow us to make comparisons between these two groups, putting in evidence with a statistical power of 80% and a 5% error margin differences between the two groups of women of 9 percentage points or more (see online supplemental appendix 1). For instance, according to official records, 12% of women are diagnosed in late stages for their breast cancer in France.⁵⁵ In African countries, more than half of women are diagnosed in late stages.⁵⁶ In our study, we could show a difference between 12% among women born in France and 21% or more among women born in sub-Saharan Africa. Another outcome of interest is the employment trajectory: considering that 7% of women employed at the time of breast cancer diagnosis are unemployed 5 years after,²⁷ if among women born in sub-Saharan Africa this proportion is 16% or more, we will be able to establish a difference.

Recruitment procedures

Based on the eligibility criteria specified above, healthcare professionals will identify eligible patients before or during the consultation. For each health professional, the register lists all eligible patients present at the consultation. It consists of two sections: an anonymous section and a nominative section, which is detached before the registers are handed over to the research team. The register indicates for each eligible patient whether she

accepts or refuses to participate, as well as some sociodemographic data such as age, country of birth and activity. The analysis of the registers will enable us to measure participation rates and characteristics associated with non-participation.

For each patient eligible for the study, the healthcare professional will invite the patient to read the study information note carefully. The healthcare professional will then propose the study to the patient. Once the patient agrees to participate in the study, the healthcare professional will complete two copies of the consent form and have them signed by the patient. The healthcare professional will keep one copy and give the second copy to the patient. For each patient agreeing to take part in the survey, the healthcare professional will stick a label with an identification number on an anonymity card and give it to the patient. The patient will give this anonymity card to the interviewer with whom she will complete the questionnaire. The identification number on this card will be used as the sole identifier for the various survey questionnaires (patient questionnaire, biographical grid and medical questionnaire). Women who agree to take part in the study can, if available, meet the interviewer to complete the questionnaire immediately, or make an appointment with the interviewer to complete the questionnaire later, in the days following recruitment and at the hospital where the patient is recruited. Neither the interviewer nor the research team will know the patient's identity. Informed consent is requested from each patient before the questionnaires are administered. All women participating in the study will receive a €10 voucher as compensation for their participation.

Data collection and management

Quantitative data collection is carried out using a patient questionnaire combining a Computer-Assisted Personal Interviewing (CAPI) individual questionnaire (online supplemental appendix 2) and a life event biographical grid (online supplemental appendix 3), as well as a CAPI medical questionnaire (figure 2 and online supplemental appendix 4). The life event biographical grid is a paper where the main events that occurred in the patients' lives are recorded, year by year, from their birth to the time of the survey. A unique patient identification number will be used to merge data from these questionnaires. The CAPI individual questionnaire and the biographical grid will be administered through face-to-face interviews with a trained interviewer on the premises of the project's hospital partners, in offices that guarantee the confidentiality of the interview. The biographical grid has been shown to help minimise memory bias, as respondents can use both dates and age to remember the order of events, and can put events in relation to each other (eg, a woman may not know when she first gained access to health coverage, but will remember that she obtained it during her second pregnancy).⁵⁷ The CAPI individual questionnaire and the paper biographical grid will be used to collect detailed

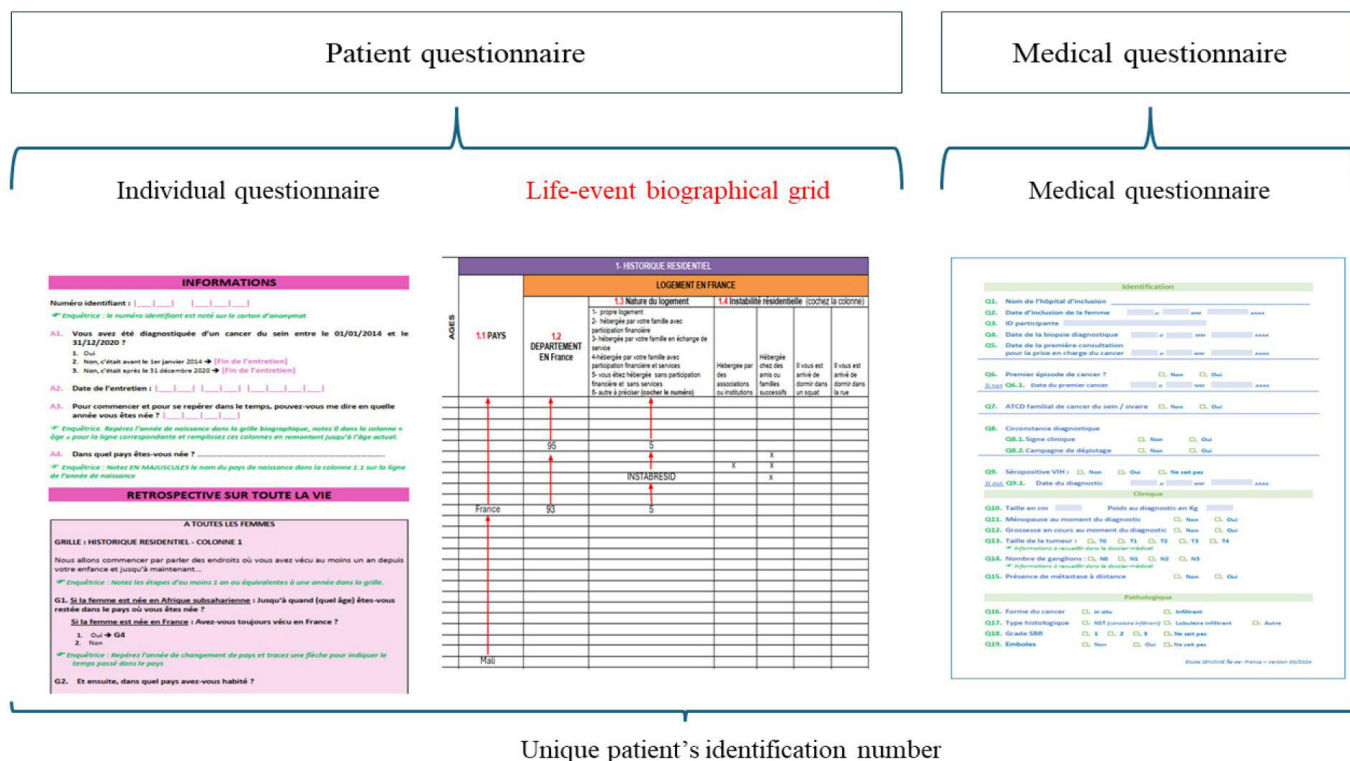


Figure 2 SENOVIE France quantitative data collection tools. These tools will be used to collect data from each patient included in the study. Data collection using the individual questionnaire and the medical questionnaire (in black) will be done using Computer-Assisted Personal Interviewing (CAPI). Data collection with the life event biographical grid (in red) will be done on paper.

information year by year on different dimensions of the life course (online supplemental appendices 2–4):

1. Life course retrospective (residential, professional history).
2. History of relationships and children.
3. Nationality, arrival in France and residence (for immigrant women).
4. Health coverage and discrimination in care.
5. Physical and sexual violence.
6. Breast cancer-related events (symptoms, diagnosis, treatment).
7. Difficulties encountered during the COVID-19 period.
8. Economic consequences of the disease.
9. General health, sexuality and well-being.

The medical questionnaire contains questions on the characteristics of the cancer and the treatments received by the women. It will be filled in by hospital staff at partner centres on a secured server. More information is provided in the data management plan.⁵⁸

Collecting data about breast cancer using a life course approach can bring up painful life stories for both the interviewees and the interviewers. To deal with this, the interviewees can call on the psychologists in the health services where they are recruited. The interviewers have weekly exchanges with the research team to share the experiences they have encountered, and they can also call on the psychologists of the institution to which they are attached.

Statistical analyses

In terms of statistical analysis, descriptive statistics will be used to precisely describe the medical status, social characteristics and living conditions of women born in France and women born in Sub-Saharan Africa living with breast cancer in the greater Paris area. These statistics may also be age standardised if, as expected, women from sub-Saharan Africa are younger than their native-French counterparts. Descriptive trajectory visualisation tools such as sequence analysis could be used for these analyses.⁵⁹

To measure the social consequences of breast cancer diagnosis and treatments, specific statistical methods for longitudinal data (Cox models,⁶⁰ discrete-time logistic regressions⁶¹ that allow taking different temporalities into account (time since migration, since diagnosis, since treatment, etc) will be used. Specific attention will be paid to how healthcare trajectories may have been impacted between 2020 and 2021 by the COVID-19 sanitary crisis as observed elsewhere,⁶² and also to examine whether all women were affected in the same way (missing medical follow-ups, delayed surgeries). Special attention will also be paid to the social determinants and social impacts of breast reconstruction. All analyses will be adjusted for the characteristics of the women surveyed to control possible variations. For women born in sub-Saharan Africa, for example, the analyses will be adjusted for length of stay in France and administrative status.

Qualitative data collection and analysis

Study objective and recruitment procedures

This qualitative study aims to provide an in-depth description of women's health, social and migration trajectories, and how these different dimensions interact in care pathways. This section aims to answer the following questions: which women circulate and under what conditions? What challenges and obstacles do they encounter? What administrative, material and social difficulties do they face? What levers can be used to overcome these obstacles, and which players can they rely on? What are these women's professional, family, marital, emotional and physical experiences?

To answer these questions, we will conduct qualitative semistructured interviews with women from sub-Saharan Africa who have come to the greater Paris area for treatment (after having been diagnosed in their country of origin), and with immigrant women diagnosed in France. We aim to conduct around 40 interviews, but the exact number may vary according to the principle of data saturation.⁶³ The women will be recruited from partner hospitals. Immigrant women from sub-Saharan Africa who participate in the quantitative survey will be offered the opportunity to participate in the qualitative interviews. Those who accept will then be referred to qualitative interviewers trained to conduct semistructured interviews using an interview grid (online supplemental appendix 6). We will follow the Consolidated criteria for Reporting Qualitative research checklist when disseminating results from qualitative data (online supplemental appendix 6).

Data management and analyses

Interviews will be recorded, pseudonymised and transcribed. The qualitative interviewers will make a textual transcription of the audio files, with pseudonymisation of names and places. Pseudonymised transcripts of the interviews will also be deposited on a secure server and made accessible to research team members for analysis. Informed consent is requested before any interviews are conducted, and specific consent is required for audio recordings. The interviews will be analysed using a comprehensive approach⁶⁴ aimed at analysing the experiences as lived by these women.

ETHICS AND DISSEMINATION

The SENOVIE France study is a health study involving human persons. The study is conducted in accordance with the Declaration of Helsinki. It was approved by the Committee for Persons' Protection East (Comité de Protection des Personnes Est-1, national number 2023-A01311-44) in November 2023, and a declaration of compliance with MR 003 has been made to the French Data Protection Authority (Commission Nationale de l'Informatique et des Libertés, declaration number 2231238). The SENOVIE France study is registered on Clinicaltrials.gov (NCT06503393; registration date: 7 September 2024). We will disseminate the findings

through scientific publications, policy briefs, conferences and workshops.

Patient and public involvement

The study is currently being carried out by research teams. Patients were not involved in the design of this research. However, contacts are being established with associations of women with breast cancer so that they can participate in the project's dissemination plans in the future.

DISCUSSION

The SENOVIE study is a comparative study of the health and social trajectories of women treated for breast cancer in some hospitals in the greater Paris area. The original mixed methodology used, which combines qualitative interviews and a quantitative retrospective life-event survey, has demonstrated its robust tracking of life and health trajectories.^{57 65} It will enable a detailed analysis, year by year, of the differences and similarities of access to healthcare between women born in France and women born in sub-Saharan Africa. To our knowledge, this study is one of the first comparative studies about the social and health trajectories of immigrant women and French-born women treated for breast cancer in France. It will also provide better documentation of the issues involved in access to breast cancer care for immigrant women from sub-Saharan Africa. By focusing on breast cancer, this study broadens the scope of health problems studied among immigrants from sub-Saharan Africa in France to include non-infectious chronic diseases.

The main issue in this study concerns the recruitment of immigrant women from sub-Saharan Africa. Women who travel to France for treatment after being diagnosed in their country of origin are few in the healthcare system in general and therefore, few in the hospitals where the survey is being carried out. According to the number of residence permits issued for treatment in France: out of 287179 first-time residence permits issued in 2021, 4403 (1.5%) were issued to sick foreigners, all pathologies combined and all nationalities combined.⁶⁶ Furthermore, the survey population, whether immigrant or not, is subject to survivorship bias,⁶⁷ that is, the women surveyed are those who survived the disease. Although this selection is consistent with the objectives of the study, it should be noted that the women surveyed could have a different profile from that of women who died of the disease, and therefore not be representative of all women who have been followed for breast cancer. This fact is even more relevant for women born in sub-Saharan Africa, because if they have a life expectancy of 5 years similar to what has been observed in sub-Saharan Africa,^{1 30 68} there may be few of them in the active wards of hospitals, particularly if they were diagnosed more than 5 years ago. It is also possible that the characteristics of these women are different, insofar as studies show a higher mortality rate among women from disadvantaged social backgrounds.¹⁹ As the women recruited had been diagnosed for more

than 3 years prior to the study, it is possible that their care pathways differ from those of newly diagnosed women, given recent medical advances. Future studies could explore the situation of these women. It is also possible that the status of the disease, that is, whether it was cured at the time of the survey, influences the women's responses. However, as one of the strengths of our method is that it documents women's entire social and health trajectory, that is, before, during and after cancer, we will be able to observe how situations change depending on whether they are still living with cancer or have been completely cured. In the analyses, we will control the different results according to the stage at which the women are.

Despite these different issues, this research will provide scientific knowledge on the circumstances of cancer diagnosis in women born in France and those born in sub-Saharan Africa, on the experience of the disease and its consequences on different aspects of women's lives (economic, entourage, sexuality, couples, etc). This research will raise the awareness of public health authorities and patients' associations and perhaps help them to develop specific lines of action for immigrant women and to lobby political decision-makers to promote their access to care. These results could thus contribute to the improvement of medical and psychosocial care for women living with breast cancer. With its life course approach, the SENOVIE Study will provide innovative results on the trajectories of immigrant and non-immigrant women living with breast cancer in France. These results can be key to tackling social health inequalities in breast cancer.

Author affiliations

¹Institut National d'Études Démographiques (INED), Aubervilliers, France

²Ceped (UMR 196), Université Paris Cité, Institut de Recherche pour le

Développement, Université Sorbonne Paris Nord, Inserm, Paris, France

³French Collaborative Institute on Migration, Aubervilliers, Île-de-France, France

⁴Université Paris Cité, AP-HP, Hôpital Saint Louis, Service de Sénologie, INSERM U976, Institut Du Cancer AP-HP, Paris, France

⁵Unité Ambulatoire Oncologique, Centre Hospitalier de Saint-Denis, Hôpital Delafontaine, Saint-Denis, Île-de-France, France

⁶Laboratoire Éducatifs et Promotion de la Santé, LEPS, UR 3412, Université Sorbonne Paris Nord, Villetaneuse, France

⁷Hôpital de jour Oncologie—Oncohématologie, Centre Hospitalier Intercommunal Robert Ballanger, Aulnay-sous-Bois, Île-de-France, France

⁸Service d'oncologie médicale, Hôpital Avicenne, Bobigny, France

X Clémence Schantz @ClemenceSchantz

Acknowledgements We sincerely thank all the participants, the interviewer's team, the health professional team and the members of the SENOVIE study group.

Collaborators The SENOVIE research group associates: Clémence Schantz (scientific leader), Moufalilou Aoubakar, Myriam Baron, Gaëtan Des Guetz, Anne Gosselin, Pascale Hancart Petitot, Joseph Larmarange, Hamidou Niangaly, Beautha Rath, Luis Teixeira, Bakary Abou Traoré (co-scientific leader), Anthelme K Agbodande, Mena Agbodjavou, Audrey Bochaton, Sarah Boisson, Emmanuel Bonnet, Tararath Bun, Fanny Chabrol, Abdourahmane Coulibaly, Karna Coulibaly, Justin Lewis Denakpo, Annabel Desgrées du Loû, Kadiatou Faye, Freddy Gnangnon, Sineath Hong, Vannarith Kao, Léa Prost Lançon, Kimsonphanuth Muy, Valéry Ridde, Julie Robin, Hélène Sacca, Laetitia Someil, Angéline Tonato Bagnan and Alassane Traoré.

Contributors KC wrote the first draft of the manuscript. CS and AG obtained the funding. CS is the guarantor of the study. KC, AG, CS, GDG, LT, HH and LZ coordinate the implementation of the study in the hospital services. KC, AG, CS, JL, ADDL

and LT worked on the design and methodology of the study. KC, AG, CS, JL, ADDL and LT read, revised and approved the manuscript. All authors approved the final manuscript.

Funding The SENOVIE France study received funding from the French National Cancer Institute (INCa, DA N°2022-135 SCHANTZ), the French Collaborative Institute on Migrations (ICM, supported by the CNRS, with reference ANR-17- CONV-0001), the French National Research Institute for Sustainable Development, the Center for Population and Development (Ceped UMR 196) and the Cité du Genre (supported by the IdEx Université Paris Cité, ANR-18-IDEX-0001). The sponsors had no role in the design or conduct of the study, in the collection, analysis, or interpretation of data, nor in the manuscript's preparation, review, or approval.

Map disclaimer The depiction of boundaries on this map does not imply the expression of any opinion whatsoever on the part of *BMJ* (or any member of its group) concerning the legal status of any country, territory, jurisdiction or area or of its authorities. This map is provided without any warranty of any kind, either express or implied.

Competing interests None declared.

Patient and public involvement The study is currently being carried out by research teams. Patients were not involved in the design of this research. However, contacts are being established with associations of women with breast cancer so that they can participate in the project's dissemination plans in the future.

Patient consent for publication Not applicable.

Provenance and peer review Not commissioned; externally peer reviewed.

Supplemental material This content has been supplied by the author(s). It has not been vetted by BMJ Publishing Group Limited (BMJ) and may not have been peer-reviewed. Any opinions or recommendations discussed are solely those of the author(s) and are not endorsed by BMJ. BMJ disclaims all liability and responsibility arising from any reliance placed on the content. Where the content includes any translated material, BMJ does not warrant the accuracy and reliability of the translations (including but not limited to local regulations, clinical guidelines, terminology, drug names and drug dosages), and is not responsible for any error and/or omissions arising from translation and adaptation or otherwise.

Open access This is an open access article distributed in accordance with the Creative Commons Attribution Non Commercial (CC BY-NC 4.0) license, which permits others to distribute, remix, adapt, build upon this work non-commercially, and license their derivative works on different terms, provided the original work is properly cited, appropriate credit is given, any changes made indicated, and the use is non-commercial. See: <http://creativecommons.org/licenses/by-nc/4.0/>.

ORCID iDs

Karna Coulibaly <http://orcid.org/0000-0001-5038-8523>

Joseph Larmarange <http://orcid.org/0000-0001-7097-700X>

REFERENCES

- Bray F, Laversanne M, Sung H, *et al*. Global cancer statistics 2022: GLOBOCAN estimates of incidence and mortality worldwide for 36 cancers in 185 countries. *CA Cancer J Clin* 2024;74:229–63.
- Malvezzi M, Carioli G, Bertuccio P, *et al*. European cancer mortality predictions for the year 2019 with focus on breast cancer. *Ann Oncol* 2019;30:781–7.
- Carioli G, Malvezzi M, Rodriguez T, *et al*. Trends and predictions to 2020 in breast cancer mortality in Europe. *Breast* 2017;36:89–95.
- Wojtyla C, Bertuccio P, Wojtyla A, *et al*. European trends in breast cancer mortality, 1980–2017 and predictions to 2025. *Eur J Cancer* 2021;152:4–17.
- Cumber SN, Nchanji KN, Tsoka-Gwegweni JM. Breast cancer among women in sub-Saharan Africa: prevalence and a situational analysis. *Southern African J Gynaecol Oncol* 2017;9:35–7.
- Parkin DM. Cancer in developing countries. *Cancer Surv* 1994;19–20:519–61.
- Bray F, McCarron P, Parkin DM. The changing global patterns of female breast cancer incidence and mortality. *Breast Cancer Res* 2004;6:229–39.
- Sharma R. Breast cancer burden in Africa: evidence from GLOBOCAN 2018. *J Public Health (Oxf)* 2021;43:763–71.
- Parkin DM, Jemal A, Bray F, *et al*. Cancer in Sub-Saharan Africa. *Union for International Cancer Control* 2019;302.
- Ayeni OA, Norris SA, Joffe M, *et al*. Preexisting morbidity profile of women newly diagnosed with breast cancer in sub-Saharan Africa:

- African Breast Cancer-Disparities in Outcomes study. *Int J Cancer* 2021;148:2158–70.
- 11 Schantz C, Diarra I, Traoré A, *et al.* Radiothérapie et lutte contre les cancers : défis de maintenance de l'unique accélérateur linéaire à l'Hôpital du Mali. *Santé Publique* 2022;34:425–8.
 - 12 Ba DM, Ssentongo P, Agbese E, *et al.* Prevalence and determinants of breast cancer screening in four sub-Saharan African countries: a population-based study. *BMJ Open* 2020;10:e039464.
 - 13 Lamminmäki M, Leivonen A, Heinävaara S, *et al.* A population-based cohort study on changes in breast, lung and colorectal cancer incidence and mortality among non-Western immigrant women. *BMC Cancer* 2023;23:665.
 - 14 Visser O, van der Kooy K, van Peppen AM, *et al.* Breast cancer risk among first-generation migrants in the Netherlands. *Br J Cancer* 2004;90:2135–7.
 - 15 Van Hemelrijck WMJ, De Schutter H, de Valk HAG, *et al.* Breast cancer by migrant background in Belgium: Lower risk, but worse survival in women of non-European origin. *Int J Cancer* 2020;147:350–60.
 - 16 Lapôtre-Ledoux B, Remontet L, Uhry Z, *et al.* Incidence des principaux cancers en France métropolitaine en 2023 et tendances depuis 1990. *Bull Epidemiol Hebdomadaire* 2023;12–13:188–204. Available: http://beh.santepubliquefrance.fr/beh/2023/12-13/2023_12-13_1.html
 - 17 Institut national du cancer (INCa). *Panorama Des Cancers En France*. 2023.
 - 18 Coles CE, Anderson BO, Cameron D, *et al.* The Lancet Breast Cancer Commission: tackling a global health, gender, and equity challenge. *The Lancet* 2022;399:1101–3.
 - 19 Lundqvist A, Andersson E, Ahlberg I, *et al.* Socioeconomic inequalities in breast cancer incidence and mortality in Europe—a systematic review and meta-analysis. *Eur J Public Health* 2016;26:804–13.
 - 20 Tron L, Belot A, Fauvignier M, *et al.* Socioeconomic environment and disparities in cancer survival for 19 solid tumor sites: An analysis of the French Network of Cancer Registries (FRANCIM) data. *Int J Cancer* 2019;144:1262–74.
 - 21 Rogel A, Plaine J, Quintin C, *et al.* Participation au programme de dépistage organisé du cancer du sein entre 2005 et 2021 en France. *Bull Epidemiol Hebd* 2023;255–65. Available: http://beh.santepubliquefrance.fr/beh/2023/14/pdf/2023_14_2.pdf
 - 22 Rollet Q, Guillaume É, Launay L, *et al.* Socio-Territorial Inequities in the French National Breast Cancer Screening Programme—A Cross-Sectional Multilevel Study. *Cancers (Basel)* 2021;13:4374.
 - 23 Duchange N, Poiseuil M, Rollet Q, *et al.* How do women comply with cancer screenings? A study in four regions of France. *BMC Womens Health* 2023;23:190.
 - 24 Menvielle G, Richard JB, Ringa V, *et al.* To what extent is women's economic situation associated with cancer screening uptake when nationwide screening exists? A study of breast and cervical cancer screening in France in 2010. *Cancer Causes Control* 2014;25:977–83.
 - 25 Kalecinski J, Régner-Denois V, Ouédraogo S, *et al.* Dépistage organisé ou individuel du cancer du sein ? Attitudes et représentations des femmes. *Santé Publique* 2015;Vol. 27:213–20.
 - 26 Ouédraogo S, Dabakuyo-Yonli TS, Roussot A, *et al.* European transnational ecological deprivation index and participation in population-based breast cancer screening programmes in France. *Prev Med* 2014;63:103–8.
 - 27 INCa. *La Vie Cinq Ans Après Un Diagnostic de Cancer*. 2018.
 - 28 Sandoval JL, Franco MA, di Meglio A, *et al.* Magnitude and Temporal Variations of Socioeconomic Inequalities in the Quality of Life After Early Breast Cancer: Results From the Multicentric French CANTO Cohort. *J Clin Oncol* 2024;42:2908–17.
 - 29 Black E, Richmond R. Improving early detection of breast cancer in sub-Saharan Africa: why mammography may not be the way forward. *Global Health* 2019;15:3.
 - 30 Anyigba CA, Awandare GA, Paemka L. Breast cancer in sub-Saharan Africa: The current state and uncertain future. *Exp Biol Med (Maywood)* 2021;246:1377–87.
 - 31 Ly M, Antoine M, Dembélé AK, *et al.* High incidence of triple-negative tumors in sub-saharan Africa: a prospective study of breast cancer characteristics and risk factors in Malian women seen in a Bamako university hospital. *Oncology (Williston Park, NY)* 2012;83:257–63.
 - 32 Gnanon FHR, Parenté A, Aboubakar M, *et al.* Prognostic factors and overall survival of breast cancer in Benin: a hospital-based study. *BMC Womens Health* 2024;24:295.
 - 33 Cortet M, Bertaut A, Molinié F, *et al.* Trends in molecular subtypes of breast cancer: description of incidence rates between 2007 and 2012 from three French registries. *BMC Cancer* 2018;18:161.
 - 34 Auguste A, Cortet M, Dabakuyo-Yonli TS, *et al.* Breast cancer subtype of French women is not influenced by socioeconomic status: A population-based study. *PLoS One* 2017;12:e0170069.
 - 35 Sighoko D, Kamaté B, Traore C, *et al.* Breast cancer in premenopausal women in West Africa: analysis of temporal trends and evaluation of risk factors associated with reproductive life. *Breast* 2013;22:828–35.
 - 36 Chauvin P, Vuillermoz C, Simonnot N, *et al.* L'accès aux soins des personnes confrontées à de multiples facteurs de vulnérabilité. Obstacles à l'accès aux soins des enfants et des femmes enceintes en Europe. *Réseau International de Médecins Du Mond* 2015;49. Available: <https://hal.archives-ouvertes.fr/hal-01316094/document>
 - 37 Drouot N, Tomasio A, Pauti MD, *et al.* L'accès aux soins des migrants en situation précaire, à partir des données de l'Observatoire de Médecins du Monde: constats en 2010 et tendances principales depuis. *Bull Epidemiol Hebdomadaire* 2012;41–4.
 - 38 Rondet C, Lapostolle A, Soler M, *et al.* Are immigrants and nationals born to immigrants at higher risk for delayed or no lifetime breast and cervical cancer screening? The results from a population-based survey in Paris metropolitan area in 2010. *PLoS One* 2014;9:e87046.
 - 39 Sargent C, Kotobi L. Austerity and its implications for immigrant health in France. *Soc Sci Med* 2017;187:259–67.
 - 40 Zelek L, Sargent C. Réflexions sur la prise en charge des femmes originaires de l'Afrique de l'Ouest en cancérologie. In: *Migrants en situation de vulnérabilité et santé. Santé Publique France La Santé En Action* 2021;34–8. Available: <https://www.santepubliquefrance.fr/docs/reflexions-sur-la-prise-en-charge-des-femmes-originares-de-l-afrique-de-l-ouest-en-cancerologie>
 - 41 Ludet L, Teixeira L, des Guetz G, *et al.* Therapeutic mobility and breast cancer in France: Experiences of African women. *SSM - Qualitative Research in Health* 2023;4:100314.
 - 42 Melchior M, Desgrées du Lou A, Gosselin A, *et al.* Migrant status, ethnicity and COVID-19: more accurate European data are greatly needed. *Clin Microbiol Infect* 2021;27:160–2.
 - 43 Bury M. Chronic illness as biographical disruption. *Sociology Health & Illness* 1982;4:167–82.
 - 44 Meidani A, Alessandrin A. When cancer meets gender. *Rev Fr Sociol* 2019;60:201–24.
 - 45 Schantz C, Coulibaly A, Faye K, *et al.* Amazons in Mali? Women's experiences of breast cancer and gender (re)negotiation. *Soc Sci Med* 2024;348:116874.
 - 46 Sakoyan J. Les mobilités thérapeutiques. *Anthropologiesante* 2012;5.
 - 47 Musso S, Sakoyan J, Mulot S. Migrations et circulations thérapeutiques: Odyssées et espaces. Introduction au dossier thématique En quête de soins: soignants et malades dans la globalisation. *Anthropologie & Santé Revue Internationale Francophone d'anthropologie de La Santé* 2012.
 - 48 Kaspar H, Walton-Roberts M, Bochaton A. Therapeutic mobilities. *Mobilities* 2019;14:1–19.
 - 49 Insee Références. Immigrés et descendants d'immigrés en France, 2023. Available: <https://www.insee.fr/fr/statistiques/6793391>
 - 50 Desgrées-du-Lou A, Pannetier J, Ravalihasy A, *et al.* Sub-Saharan African migrants living with HIV acquired after migration, France, ANRS PARCOURS study, 2012 to 2013. *Euro Surveill* 2015;20.
 - 51 Desgrées-du-Lou A, Pannetier J, Ravalihasy A, *et al.* Is hardship during migration a determinant of HIV infection? Results from the ANRS PARCOURS study of sub-Saharan African migrants in France. *AIDS* 2016;30:645–56.
 - 52 Gosselin A, Lelièvre E, Ravalihasy A, *et al.* "Times Are Changing": The Impact of HIV Diagnosis on Sub-Saharan Migrants' Lives in France. *PLoS One* 2017;12:e0170226.
 - 53 Pannetier J, Ravalihasy A, Lydié N, *et al.* Prevalence and circumstances of forced sex and post-migration HIV acquisition in sub-Saharan African migrant women in France: an analysis of the ANRS-PARCOURS retrospective population-based study. *Lancet Public Health* 2018;3:e16–23.
 - 54 Pannetier J, Ravalihasy A, Méthodologie GA. Méthodologie. recueillir des parcours de vie: repères méthodologiques et population enquêtée. In: *Parcours de Vie et Santé Des Africains Immigrés En France*. 2017: 360.
 - 55 Bouvier AM, Trétarre B, Delafosse P, *et al.* Stade au diagnostic des cancers du sein, du côlon et du rectum: Étude réalisée à partir des registres des cancers du réseau Francim. Available: <https://www.santepubliquefrance.fr/maladies-et-traumatismes/cancers/cancer-du-sein/documents/rapport-synthese/stade-au-diagnostic-des-cancers-du-sein-du-colon-et-du-rectum-etude-realisee-a-partir-des-registres-des-cancers-du-reseau-francim>
 - 56 Joko-Fru WY, Miranda-Filho A, Soerjomataram I, *et al.* Breast cancer survival in sub-Saharan Africa by age, stage at diagnosis and human

- development index: A population-based registry study. *Int J Cancer* 2020;146:1208–18.
- 57 Courgeau D. Analyse des données biographiques erronées. *Population (Paris)* 1991;46:89–104.
 - 58 Gosselin A, Coulibaly K, Larmarange J, et al. Plan de gestion des données du projet senovie france. 2024. Available: <https://hal.science/hal-04563793>
 - 59 Gosselin A, Desgrées du Loû A, Lelièvre E, et al. How to use sequence analysis for life course epidemiology? An example on HIV-positive Sub-Saharan migrants in France. *J Epidemiol Community Health* 2018;72:507–12.
 - 60 Cox DR. Regression Models and Life-Tables. *J Royal Stat Soc Series B* 1972;34:187–202.
 - 61 Allison PD. Discrete-Time Methods for the Analysis of Event Histories. *Sociol Methodol* 1982;13:61.
 - 62 Carvalho SM, Andrade C de A, Ferreira MBLS, et al. Women's perception about the discovery of breast cancer amid the covid-19 pandemic. *PLoS One* 2023;18:e0282610.
 - 63 Saunders B, Sim J, Kingstone T, et al. Saturation in qualitative research: exploring its conceptualization and operationalization. *Qual Quant* 2018;52:1893–907.
 - 64 Osse BHP, Vernooij-Dassen MJFJ, Schadé E, et al. Problems to discuss with cancer patients in palliative care: a comprehensive approach. *Patient Educ Couns* 2002;47:195–204.
 - 65 Le Cœur S, Collins IJ, Pannetier J, et al. Gender and access to HIV testing and antiretroviral treatments in Thailand: Why do women have more and earlier access? *Social Science & Medicine* 2009;69:846–53.
 - 66 Ministère de l'Intérieur. Les Chiffres Clés de l'immigration 2022. 2023. Available: <https://www.immigration.interieur.gouv.fr/fr/Info-ressources/Etudes-et-statistiques/Chiffres-cles-sejour-visas-eloignements-asile-acces-a-la-nationalite/Les-chiffres-cles-de-l-immigration-2022>
 - 67 Aziz NM. Cancer survivorship research: challenge and opportunity. *J Nutr* 2002;132:3494S–3503S.
 - 68 Torre LA, Islami F, Siegel RL, et al. Global Cancer in Women: Burden and Trends. *Cancer Epidemiol Biomarkers Prev* 2017;26:444–57.