

# **Data Supplement for “Cost-effectiveness of adjuvant icotinib versus chemotherapy for patients with stage II-IIIa EGFR-mutated non-small cell lung cancer in China”**

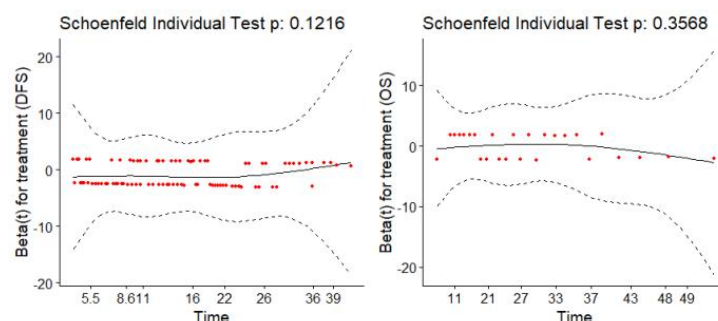
**Figure S1** Tests for the proportional hazards assumption

**Figure S2** Selection of parametric survival model for DFS

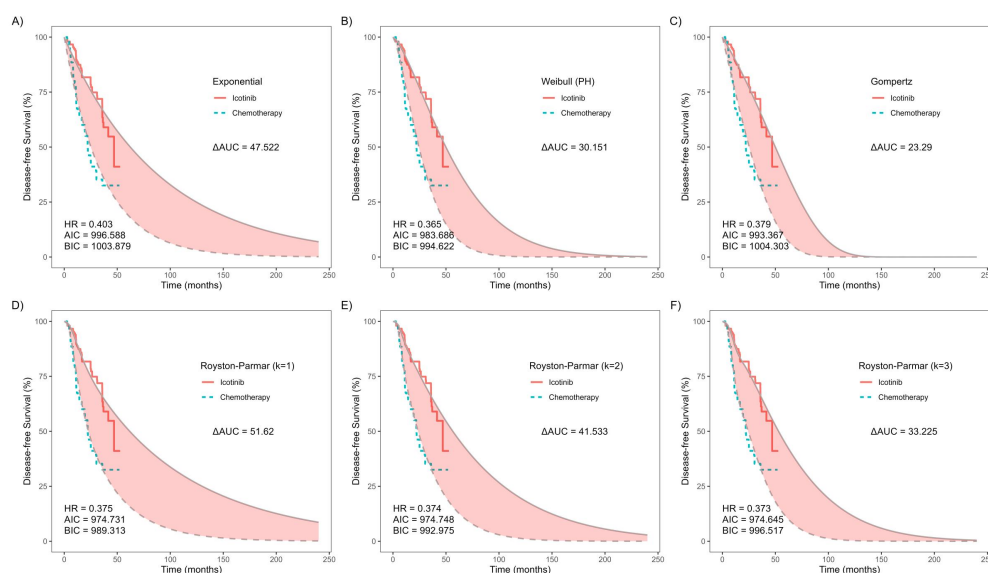
**Figure S3** Selection of parametric survival model for OS

**Figure S4** Hospital expenses of adjuvant chemotherapy of II-IIIa NSCLC from Affiliated Hospital of North Sichuan Medical College (including 122 patients, with a total of 409 courses of chemotherapy)

**Figure S5** Reconstructed DFS data from the chemotherapy group in 4 randomized controlled trials

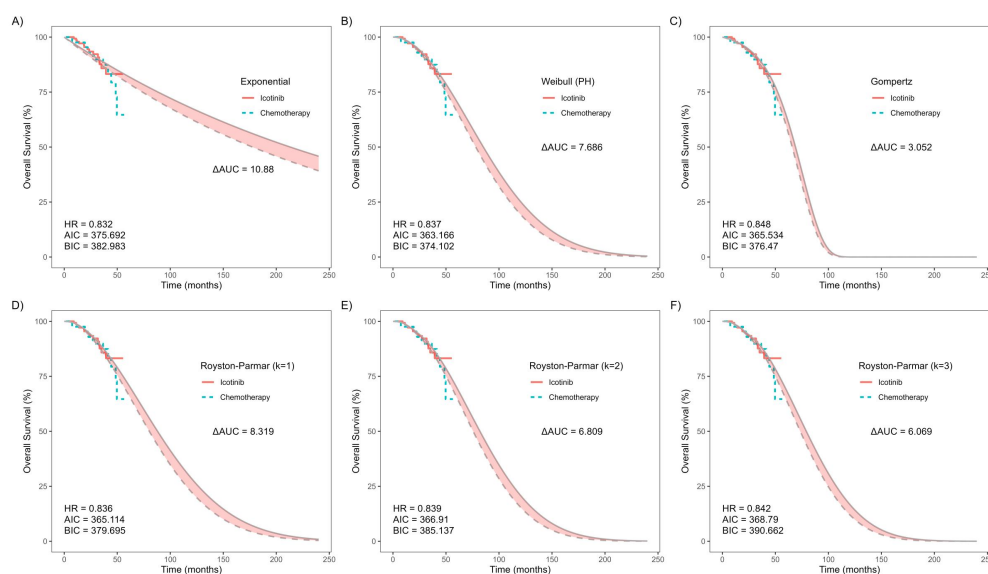


**Figure S1** Tests for the proportional hazards assumption



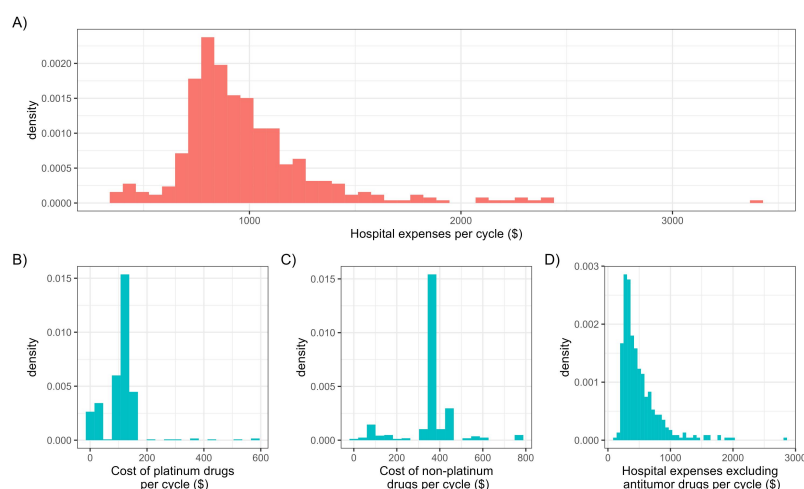
**Figure S2** Selection of parametric survival model for DFS

A)Exponential survival model; B) Weibull survival model; C)gompertz survival model; D) Royston-Parmar model k=1; E) Royston-Parmar model k=2; F) Royston-Parmar model k=3.



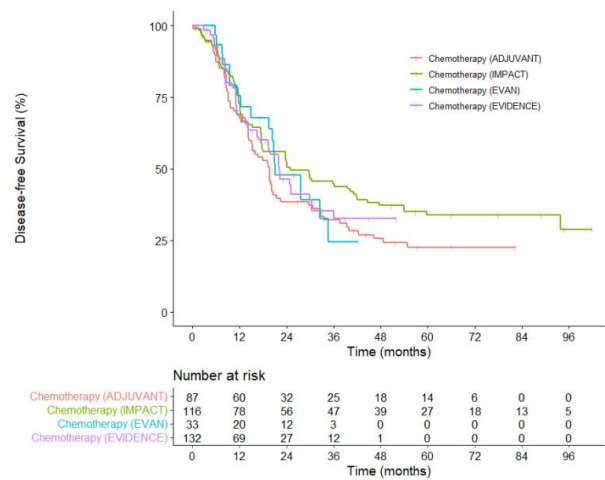
**Figure S3** Selection of parametric survival model for OS

A) Exponential survival model; B) Weibull survival model; C) Gompertz survival model; D) Royston-Parmar model k=1; E) Royston-Parmar model k=2; F) Royston-Parmar model k=3.



**Figure S4** Hospital expenses of adjuvant chemotherapy of II-III NSCLC from Affiliated Hospital of North Sichuan Medical College (including 122 patients, with a total of 409 courses of chemotherapy)

The cost of the chemotherapy group came from stage II-III NSCLC patients who were hospitalized for chemotherapy at the Affiliated Hospital of North Sichuan Medical College from January 2019 to March 2023. Inclusion criteria: 1) diagnosed with stage II-III NSCLC and receive adjuvant chemotherapy after surgery. Exclusion criteria: 1) Patients receiving neoadjuvant therapy; 2) Patients participating in clinical trials; 3) Patients receiving radiotherapy during chemotherapy; 4) Patients receiving triple-drug chemotherapy regimens; 4) Patients receiving adjuvant immunotherapy.



**Figure S5** Reconstructed DFS data from the chemotherapy group in 4 randomized controlled trials