



BMJ Open is committed to open peer review. As part of this commitment we make the peer review history of every article we publish publicly available.

When an article is published we post the peer reviewers' comments and the authors' responses online. We also post the versions of the paper that were used during peer review. These are the versions that the peer review comments apply to.

The versions of the paper that follow are the versions that were submitted during the peer review process. They are not the versions of record or the final published versions. They should not be cited or distributed as the published version of this manuscript.

BMJ Open is an open access journal and the full, final, typeset and author-corrected version of record of the manuscript is available on our site with no access controls, subscription charges or pay-per-view fees (<http://bmjopen.bmj.com>).

If you have any questions on BMJ Open's open peer review process please email info.bmjopen@bmj.com

BMJ Open

The role of pragmatism in explaining heterogeneity in meta-analyses of randomized trials: a protocol for a cross-sectional methodological review

Journal:	BMJ Open
Manuscript ID	bmjopen-2017-017887
Article Type:	Protocol
Date Submitted by the Author:	23-May-2017
Complete List of Authors:	Aves, Theresa; McMaster University, Department of Health Research Methods, Evidence and Impact Allan, Katherine; McMaster University Faculty of Health Sciences, Nursing Lawson, Daeria; McMaster University, Department of Health Research Methods, Evidence and Impact Nieuwlaat, Robby; McMaster University, Department of Health Research Methods, Evidence and Impact Beyene, Joseph; McMaster University, Department of Health Research Methods, Evidence and Impact Mbuagbaw, Lawrence; McMaster University, Department of Health Research Methods, Evidence and Impact; St. Joseph's Healthcare, Father Sean O'Sullivan Research Centre, Biostatistics Unit
Primary Subject Heading:	Research methods
Secondary Subject Heading:	Communication
Keywords:	Pragmatic trials, STATISTICS & RESEARCH METHODS, Systematic reviews, Heterogeneity, Methodological review, Meta-regression

SCHOLARONE™
Manuscripts

The role of pragmatism in explaining heterogeneity in meta-analyses of randomized trials: a protocol for a cross-sectional methodological review

Theresa Aves¹, Katherine Allan², Daeria Lawson¹, Robby Nieuwlaat¹, Joseph Beyene¹, Lawrence Mbuagbaw^{1,2,*}

Affiliations:

¹Department of Health Research Methods, Evidence and Impact, McMaster University, Hamilton, ON, Canada; ²Faculty of Health Sciences, School of Nursing, McMaster University, Hamilton, ON, Canada; ³Biostatistics Unit, Father Sean O'Sullivan Research Centre, St Joseph's Healthcare, Hamilton, ON, Canada.

Emails:

Theresa Aves- avest@mcmaster.ca; Katherine Allan- allank@mcmaster.ca; Daeria Lawson- daeria.lawson@gmail.com; Robby Nieuwlaat- nieuwlr@mcmaster.ca; Joseph Beyene- beyene@mcmaster.ca; Lawrence Mbuagbaw*- mbuagblc@mcmaster.ca

***Corresponding Author:**

Lawrence Mbuagbaw
Biostatistics Unit/FSORC
50 Charlton Avenue East
St Joseph's Healthcare--Hamilton
3rd Floor Martha Wing, Room H321
Hamilton, Ontario L8N 4A6, CANADA
Tel: 1-905-522-1155 ext 35929
mbuagblc@mcmaster.ca

Word Count: 1632

Abstract

Introduction:

There has been increasing interest in pragmatic trials methodology. As a result, tools such as the Pragmatic-Explanatory Continuum Indicator Summary-2 (PRECIS-2) are being used to help researchers design randomized controlled trials (RCTs) within the pragmatic-explanatory continuum. However, the use of PRECIS-2 in the systematic review setting has yet to be explored. The application of PRECIS-2 to RCTs in systematic reviews could provide important information about how to pool data based on the amount of pragmatism.

Objectives:

To investigate the role of pragmatism as a source of heterogeneity in systematic reviews by (1) identifying systematic reviews with meta-analyses of RCTs that have moderate to high heterogeneity; (2) determining how much of this heterogeneity is explained by the amount of pragmatism; (3) and exploring the risk of bias assessments in pragmatic trials.

Methods:

A cross-sectional methodological review will be conducted on systematic reviews of RCTs published in the Cochrane Library from January 1, 2014 to January 1, 2017. Included systematic reviews will have a minimum of 10 RCTs in the meta-analysis of the primary outcome and moderate to substantial heterogeneity ($I^2 \geq 50\%$).

Title/abstract screening and full text screening will be carried out by two independent researchers. Of the eligible systematic reviews, a random selection of 10 will be included for quantitative evaluation. In each systematic review, RCTs will be scored using the PRECIS-2 tool, in duplicate, to determine the amount of pragmatism. Meta-regression will be used to evaluate how much variability in the primary outcome is due to pragmatism.

Dissemination:

This review will be among the first to evaluate the PRECIS-2 tool in a systematic review setting. Results from this research may be used to provide methodological guidance when dealing with pragmatism in systematic reviews and subgroup considerations. Upon completion, this review will be submitted to a peer-reviewed journal for publication.

Strengths and Limitations:

- One of the first reviews to apply PRECIS-2 in a systematic review setting
- PRECIS-2 scoring will be performed independently, in duplicate, to evaluate heterogeneity in primary randomized controlled trials of systematic reviews
- Included systematic reviews will be randomly selected as a means to reduce bias
- Only Cochrane systematic reviews will be considered
- Other factors may contribute to heterogeneity that are not included in this review

1
2
3
4
5
6
7
8
9
10
11
12
13
14
15
16
17
18
19
20
21
22
23
24
25
26
27
28
29
30
31
32
33
34
35
36
37
38
39
40
41
42
43
44
45
46
47
48
49
50
51
52
53
54
55
56
57
58
59
60

Key Words:

Pragmatic trials, methodological review, systematic reviews, heterogeneity, meta-regression, statistics and research methods

For peer review only

Introduction:

In clinical research, randomized trials are often categorized as either pragmatic or explanatory.¹ In broad terms, pragmatic trials are designed to determine the effects of an intervention under the usual or real world conditions in which it will be applied whereas explanatory trials are designed to determine the effects of an intervention under ideal or controlled circumstances.² The distinction between pragmatic and explanatory trials was first introduced by Schwartz and Lellouch nearly a half century ago.³ In their seminal article, they described differing approaches to pragmatic and explanatory trials with the former aimed at clinical *decision* making and the latter aimed at *understanding* treatment effects.³

Interest in pragmatic trials methodology has become widespread in the scientific community resulting in the development of several tools designed to aid researchers in characterizing and designing pragmatic trials. In 2006, Gartlehner et al. published a tool to distinguish pragmatic from explanatory trials in an effort to provide authors of systematic reviews a means to quantify generalizability of included studies.⁴ In 2009, Thorpe et al. published the Pragmatic-Explanatory Continuum Indicator Summary (PRECIS) tool which was developed to inform study design rather than a means of classifying trials within systematic reviews.¹ The authors discussed the use of a pragmatic-explanatory continuum rather than a dichotomy as Gartlehner et al. had proposed. In 2015, a revised version of the PRECIS tool was published by Loudon et al. called PRECIS-2 which addressed the weaknesses of the original tool such as unclear inter-rater reliability, lack of a scoring system and redundancy in some PRECIS domains.⁵ Currently, there are 9 domains in the PRECIS-2 tool including eligibility, recruitment, setting, organization, flexibility, follow-up, primary outcome, and primary analysis. Each domain is scored using a 5 point Likert scale where 1=a very explanatory trial and 5=a very pragmatic trial. Scores from each domain may be graphically displayed using the PRECIS-2 wheel where points closer to the center of the wheel depict a more explanatory trial and points at the outer area of the wheel depict a more pragmatic trial (Figure 1). Studies are rarely entirely pragmatic or explanatory and so one domain may be more or less pragmatic than another.¹ While the tool is intended to be used at the design stage of a trial, the authors believe PRECIS-2 may have a role in critical appraisal and systematic reviews.⁵

The evaluation of pragmatic and explanatory primary trials in systematic reviews is an emerging topic. Subgroup analyses and meta-regression are ways to explore heterogeneity and gain insight into why results from outcomes may be inconsistent between studies.⁶ However, pragmatism is rarely explored as an explanation for heterogeneity. If heterogeneity is substantial, due to the amount of pragmatism, it might not be appropriate to pool data from pragmatic and explanatory trials. The use of the PRECIS-2 tool could provide important information for authors of systematic reviews with regards to pooling data from primary RCTs based on the amount of pragmatism.

Objectives:

The primary objective of this research is to investigate the role of pragmatism as a source of heterogeneity in systematic reviews. This will be accomplished by (1)

identifying systematic reviews with meta-analyses of RCTs with moderate to high heterogeneity; (2) determining how much of this heterogeneity is explained by the amount of pragmatism; (3) exploring the risk of bias assessments in pragmatic trials.

Methods:

Study Design:

This study will be designed as a cross-sectional methodological review. A literature search using the Cochrane Library will be conducted for published reviews of RCTs from January 1, 2014 to January 1, 2017. This database was selected based on the consistency of methodology and the quality of the systematic reviews.⁷ The search will be limited to the Cochrane Reviews Database and include key search terms such as *randomize* and *RCT** with word variations in an effort to capture all systematic reviews of RCTs published during the selected timeframe. Inclusion criteria will include systematic reviews of RCTs from any Cochrane Review Group with at least 10 studies in the pooled analysis of the primary outcome and moderate to substantial heterogeneity ($I^2 \geq 50\%$).⁶ Exclusion criteria will include systematic reviews of non-randomized, quasi-randomized or crossover trials. Two reviewers (TA, KA) will independently screen titles and abstracts retrieved by the search. Full texts of the systematic reviews will be evaluated for study eligibility criteria. Disagreements about review inclusion will be resolved by consensus or expert advice (LM) if a consensus cannot be reached. Of the eligible systematic reviews, 10 will be selected at random to keep the data manageable. Random selection will be performed using a random numbers generator in Statistical Package for Social Sciences (SPSS) v.23 (IBM Corp, Armonk, NY, USA). A summary of the planned systematic review selection procedure is outlined in Figure 2.

Data Abstraction:

Three reviewers (TA, KA, DL) will use standardized data abstraction forms to independently extract data from included trials in duplicate. Disagreements between the reviewers will be resolved by adjudication from the uninformed reviewer or by expert opinion (LM). In the event of missing or unclear information, authors of the systematic review will be contacted for clarification. Title and abstract screening, full text screening and data abstraction will be performed in Distiller SR (Evidence Partners, Ottawa, Canada). Extracted data will include information such as bibliographic details (author, year of publication), study population characteristics, primary outcome, intervention details, risk of bias assessment, pooled measures of effect, heterogeneity and any reported or tested explanations of heterogeneity.

The PRECIS-2 tool will be applied to all primary studies within their respective systematic reviews. Studies will be scored across each of the 9 PRECIS-2 domains and a summary score will be provided for each study ranging from 9 (very explanatory) to 45 (very pragmatic). A calibration phase with all reviewers will take place using a minimum of 10 primary RCTs to ensure consistency in scoring across each PRECIS-2 domain. Following calibration, evaluation of the PRECIS-2 domains for the remainder of the included primary RCTs will be performed independently, in duplicate, and agreement will be assessed using the kappa statistic for inter-rater reliability.⁸ Scoring

disagreements will be resolved by consensus or additional scoring from the uninvolved reviewer if needed.

Data Analysis:

General characteristics of included systematic reviews will be described by intervention, number of primary RCTs, number of participants, mean duration of primary RCTs, and primary outcome. These characteristics will be reported either descriptively using mean/median (standard deviation/quartiles) or by frequency (percent) depending on whether the variable is continuous or categorical. The results of included systematic reviews will be described by pooled measure of effect, heterogeneity of the primary outcome (I^2), and risk of bias assessment for each primary RCT. The PRECIS-2 scores for primary RCTs will be described by each domain and by summary score (9-45). The PRECIS-2 'wheel' will be used to visually depict how explanatory or pragmatic a primary RCT is based on scores from each of the 9 domains.

For each systematic review, linear random-effects meta-regression models will be built. The RCT will be the unit of analysis, the outcome variable for each study will be the mean difference or log odds ratio depending on the nature of the outcome, accompanied by the standard error. The main predictors will be the amount of pragmatism and risk of bias. Beta-coefficients will be interpreted to indicate how much a unit change in pragmatism would lead to changes in the outcome, and will be presented with 95% confidence intervals and p-values. The level of significance will be set at $\alpha=0.05$. Model fit will be assessed using R^2 . As a secondary analysis, the interaction between risk of bias and PRECIS-2 score will be explored within systematic reviews.

Data from primary studies will be analyzed using Statistical Package for Social Sciences (SPSS) v.23 (IBM Corp, Armonk, NY, USA), Review Manager (RevMan) 5.3 (The Nordic Cochrane Centre, Copenhagen, DK), and meta-regression will be performed using Comprehensive Meta-Analysis (Biostat, Englewood, NJ, USA).

Discussion and Dissemination:

Although the concept of pragmatism was first described in 1967, the design and conduct of pragmatic trials has recently gained momentum as health care providers and decision makers seek to determine whether available evidence may be translated and used in real world practice.⁹ Thus, the evaluation of pragmatism in primary RCTs of systematic reviews is a novel and relevant topic. While the PRECIS-2 tool is intended for researchers to align their RCT design to a context in which they believe the intervention would be useful and RCT results applicable; it is decision makers who will evaluate the RCT and make decisions regarding the implementation of the tested intervention.¹⁰ Systematic reviews of RCTs are an essential scientific activity and the evidence upon which clinical and health system decisions are made.¹¹ With this in mind, it is important to consider the degree of pragmatism as a source of heterogeneity in systematic reviews as unexplained heterogeneity can lead to downgrading the body of evidence which in turn could affect whether or not the tested intervention is implemented in a health care system.¹² Additionally, if moderate to substantial

heterogeneity cannot be explained, it may not be appropriate to meta-analyze outcome data from pragmatic and explanatory trials despite their congruent outcomes.

This research project will be one of the first to evaluate the PRECIS-2 tool in a systematic review setting. The results from this research will provide guidance for methods on how to treat and analyze pragmatic and explanatory trials in systematic reviews and highlight important subgroup considerations for future systematic reviews. Additionally, this will provide insight regarding the appropriateness of risk of bias assessment in studies identified as pragmatic by the PRECIS-2 tool.

Ethics committee approval was not required for this research as it uses previously published data. Upon completion, this evaluation of the literature will be submitted to a peer-reviewed journal for publication. Research results may also be presented at applicable scientific conferences.

Figure Legends:

Figure 1. PRECIS-2 wheels showing a very pragmatic trial with scores of 5 across each of the 9 domains (top) and a very explanatory trial with scores of 1 across each of the 9 domains (bottom). PRECIS-2 wheels generated at <http://www.precis-2.org/>.

Figure 2. Flow diagram of the systematic review selection procedure.

Abbreviations:

Pragmatic-Explanatory Continuum Indicator Summary	PRECIS
Randomized Controlled Trial	RCT

Authors' Contributions:

TA, LM, RN and JB contributed to the conception and design; TA and LM wrote the first draft of the protocol; LM, KA and DL contributed to critical revision of the protocol and all authors approved the final version.

Funding:

Not applicable.

Competing Interests:

No competing interests to report.

Acknowledgements:

Not applicable.

References:

1. Thorpe KE, Zwarenstein M, Oxman AD, et al. A pragmatic-explanatory continuum indicator summary (PRECIS): a tool to help trial designers. *J Clin Epidemiol* 2009;62(5):464-75. doi: 10.1016/j.jclinepi.2008.12.011.
2. Sackett, DL. Explanatory vs. management trials. In: Haynes RB, Sackett DL, Guyatt GH, et al. Clinical epidemiology: how to do clinical practice research. Philadelphia: Lippincott, Williams and Wilkins; 2006:183-188.
3. Schwartz D, Lellouch J. Explanatory and pragmatic attitudes in therapeutical trials. *J Chronic Dis* 1967;20(8):637-48.
4. Gartlehner G, Hansen RA, Nissman D, et al. A simple and valid tool distinguished efficacy from effectiveness studies. *J Clin Epidemiol* 2006;59(10):1040-8. doi: 10.1016/j.jclinepi.2006.01.011.
5. Loudon K, Treweek S, Sullivan F, et al. The PRECIS-2 tool: designing trials that are fit for purpose. *BMJ* 2015;350:h2147. doi: 10.1136/bmj.h2147.
6. Higgins JPT, Green S (editors). *Cochrane Handbook for Systematic Reviews of Interventions*. Version 5.1.0 [updated 2011]. The Cochrane Collaboration, 2011. [www.cochrane-handbook.org].
7. Petticrew M, Wilson P, Wright K, et al. Quality of Cochrane reviews. Quality of Cochrane reviews is better than that of non-Cochrane reviews. *BMJ* 2002;324(7336):545.
8. Viera AJ, Garrett JM. Understanding interobserver agreement: the kappa statistic. *Fam Med* 2005;37(5):360-3.
9. Patsopoulos NA. A pragmatic view on pragmatic trials. *Dialogues Clin Neurosci* 2011;13(2):217-24.
10. Zwarenstein M, Treweek S, Loudon K. PRECIS-2 helps researchers design more applicable RCTs while CONSORT Extension for Pragmatic Trials helps knowledge users decide whether to apply them. *J Clin Epidemiol* 2017 doi: 10.1016/j.jclinepi.2016.10.010.
11. Mulrow CD. Rationale for systematic reviews. *BMJ* 1994;309(6954):597-9.
12. Guyatt GH, Oxman AD, Kunz R, et al. GRADE guidelines: 7. Rating the quality of evidence--inconsistency. *J Clin Epidemiol* 2011;64(12):1294-302. doi: 10.1016/j.jclinepi.2011.03.017.

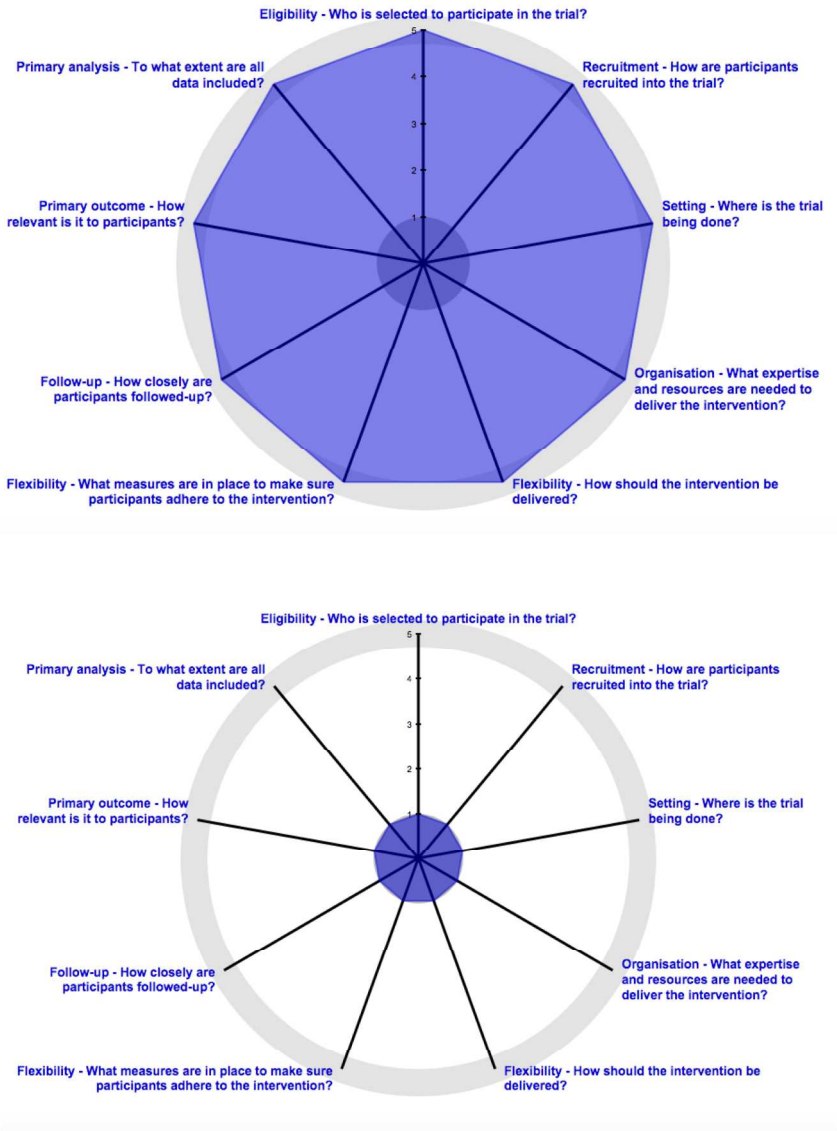


Figure 1. PRECIS-2 wheels showing a very pragmatic trial with scores of 5 across each of the 9 domains (top) and a very explanatory trial with scores of 1 across each of the 9 domains (bottom). PRECIS-2 wheels generated at <http://www.precis-2.org/>.

234x283mm (300 x 300 DPI)

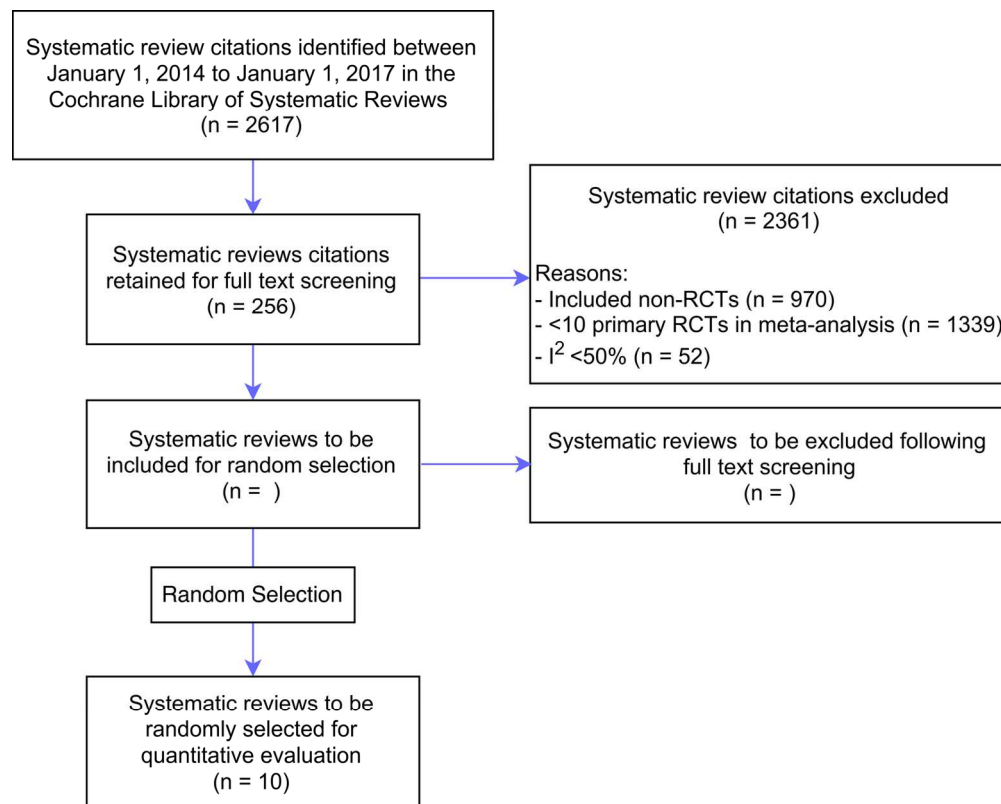


Figure 2. Flow diagram of the systematic review selection procedure.

152x121mm (300 x 300 DPI)

BMJ Open

The role of pragmatism in explaining heterogeneity in meta-analyses of randomized trials: a protocol for a cross-sectional methodological review

Journal:	BMJ Open
Manuscript ID	bmjopen-2017-017887.R1
Article Type:	Protocol
Date Submitted by the Author:	17-Jul-2017
Complete List of Authors:	Aves, Theresa; McMaster University, Department of Health Research Methods, Evidence and Impact Allan, Katherine; McMaster University Faculty of Health Sciences, Nursing Lawson, Daeria; McMaster University, Department of Health Research Methods, Evidence and Impact Nieuwlaat, Robby; McMaster University, Department of Health Research Methods, Evidence and Impact Beyene, Joseph; McMaster University, Department of Health Research Methods, Evidence and Impact Mbuagbaw, Lawrence; McMaster University, Department of Health Research Methods, Evidence and Impact; St. Joseph's Healthcare, Father Sean O'Sullivan Research Centre, Biostatistics Unit
Primary Subject Heading:	Research methods
Secondary Subject Heading:	Communication
Keywords:	Pragmatic trials, STATISTICS & RESEARCH METHODS, Systematic reviews, Heterogeneity, Meta-regression, PRECIS-2

SCHOLARONE™
Manuscripts

The role of pragmatism in explaining heterogeneity in meta-analyses of randomized trials: a protocol for a cross-sectional methodological review

Theresa Aves¹, Katherine Allan², Daeria Lawson¹, Robby Nieuwlaat¹, Joseph Beyene¹, Lawrence Mbuagbaw^{1,2,*}

Affiliations:

¹Department of Health Research Methods, Evidence and Impact, McMaster University, Hamilton, ON, Canada; ²Faculty of Health Sciences, School of Nursing, McMaster University, Hamilton, ON, Canada; ³Biostatistics Unit, Father Sean O'Sullivan Research Centre, St Joseph's Healthcare, Hamilton, ON, Canada.

Emails:

Theresa Aves- avest@mcmaster.ca; Katherine Allan- allank@mcmaster.ca; Daeria Lawson- daeria.lawson@gmail.com; Robby Nieuwlaat- nieuwlr@mcmaster.ca; Joseph Beyene- beyene@mcmaster.ca; Lawrence Mbuagbaw*- mbuagblc@mcmaster.ca

***Corresponding Author:**

Lawrence Mbuagbaw
Biostatistics Unit/FSORC
50 Charlton Avenue East
St Joseph's Healthcare--Hamilton
3rd Floor Martha Wing, Room H321
Hamilton, Ontario L8N 4A6, CANADA
Tel: 1-905-522-1155 ext 35929
mbuagblc@mcmaster.ca

Word Count: 2901

Abstract

Introduction:

There has been increasing interest in pragmatic trials methodology. As a result, tools such as the Pragmatic-Explanatory Continuum Indicator Summary-2 (PRECIS-2) are being used prospectively to help researchers design randomized controlled trials (RCTs) within the pragmatic-explanatory continuum. There may be value in applying the PRECIS-2 tool retrospectively in a systematic review setting as it could provide important information about how to pool data based on the degree of pragmatism.

Objectives:

To investigate the role of pragmatism as a source of heterogeneity in systematic reviews by (1) identifying systematic reviews with meta-analyses of RCTs that have moderate to high heterogeneity; (2) applying PRECIS-2 to RCTs of systematic reviews; (3) evaluating the inter-rater reliability of PRECIS-2; (4) determining how much of this heterogeneity may be explained by pragmatism.

Methods:

A cross-sectional methodological review will be conducted on systematic reviews of RCTs published in the Cochrane Library from January 1, 2014 to January 1, 2017. Included systematic reviews will have a minimum of 10 RCTs in the meta-analysis of the primary outcome and moderate to substantial heterogeneity ($I^2 \geq 50\%$). Of the eligible systematic reviews, a random selection of 10 will be included for quantitative evaluation. In each systematic review, RCTs will be scored using the PRECIS-2 tool, in duplicate. Agreement between raters will be measured using the intraclass correlation coefficient. Subgroup analyses and meta-regression will be used to evaluate how much variability in the primary outcome may be due to pragmatism.

Dissemination:

This review will be among the first to evaluate the PRECIS-2 tool in a systematic review setting. Results from this research will provide inter-rater reliability information about PRECIS-2 and may be used to provide methodological guidance when dealing with pragmatism in systematic reviews, and subgroup considerations. Upon completion, this review will be submitted to a peer-reviewed journal for publication.

Strengths and Limitations:

- One of the first reviews to apply PRECIS-2 in a systematic review setting
- PRECIS-2 scoring will be performed independently, in duplicate
- Included systematic reviews will be randomly selected as a means to reduce bias
- Only Cochrane systematic reviews will be considered
- Other factors may contribute to heterogeneity that are not included in this review

Key Words:

Pragmatic trials, methodological review, systematic reviews, heterogeneity, meta-regression, statistics and research methods, PRECIS-2

Introduction:

In clinical research, randomized trials are often categorized as either pragmatic or explanatory.¹ In broad terms, pragmatic trials are designed to determine the effects of an intervention under the usual or real world conditions in which it will be applied whereas explanatory trials are designed to determine the effects of an intervention under ideal or controlled circumstances.² The distinction between pragmatic and explanatory trials was first introduced by Schwartz and Lellouch nearly a half century ago.³ In their seminal article, they described differing approaches to pragmatic and explanatory trials with the former aimed at clinical *decision* making and the latter aimed at *understanding* treatment effects.³

Interest in pragmatic trials methodology has become widespread in the scientific community resulting in the development of several tools designed to aid researchers in characterizing and designing pragmatic trials. In 2006, Gartlehner et al. published a tool to distinguish pragmatic from explanatory trials in an effort to provide authors of systematic reviews a means to quantify generalizability of included studies.⁴ In 2009, Thorpe et al. published the Pragmatic-Explanatory Continuum Indicator Summary (PRECIS) tool which was developed to inform study design rather than a means of classifying trials within systematic reviews.¹ The authors discussed the use of a pragmatic-explanatory continuum rather than a dichotomy as Gartlehner et al. had proposed⁴ and as such, a formal scoring system was not developed.¹ The PRECIS tool has 10 domains which include key trial design considerations such as participant eligibility, interventions and expertise, follow-up and outcomes, compliance/adherence and analysis.¹ The tool was well received upon publication and has been cited hundreds of times since its inception in 2009.⁵ In 2011, Tosh et al. utilized the PRECIS framework to develop the Pragmascope tool, which was designed assess the applicability of randomized controlled trial (RCT) results, according to what was planned at the protocol stage.⁶ Unlike PRECIS, the Pragmascope had a formal scoring system where each of the 10 PRECIS domains were rated from 1=most explanatory to 5=most pragmatic.⁶ Scores of 0 were given if there was not enough information to judge a particular domain.⁶

The PRECIS tool was intended for use at the trial design stage, however it has been applied a number of times in the systematic review setting in an effort to quantify how pragmatic primary RCTs and systematic reviews are.^{7,8} This quantification may provide additional guidance for healthcare providers and decision makers regarding the applicability of the RCTs and systematic reviews in routine practice.⁷ In cases where PRECIS was applied to systematic reviews, a scoring system was utilized which ranged from either 0 to 4, or 1 to 5 with the lowest number representing a more explanatory RCT or review and the highest number representing a more pragmatic RCT or review.^{7,8}

Koppelaar et al. applied a modified version of PRECIS which they called the PRECIS Review tool (PR-tool) to two systematic reviews of primary care interventions.⁷ Independent raters gave scores of 1 to 5 for each PRECIS domain within a primary RCT, however they did not pursue an assessment of inter-rater reliability even though rating was performed in duplicate. The authors did discuss noteworthy observations

such as the assumption of equal weighting across the 10 domains and that it cannot always provide an assessment of pragmatism that is applicable to multiple settings such as different countries or types of healthcare services.⁷ Yoong et al. applied an adapted version of PRECIS to a systematic review of interventions for preventing obesity in children.⁸ Independent raters gave scores of 0 to 4 for each PRECIS domain within a primary RCT and inter-rater reliability was assessed using a weighted kappa which ranged from 0.23 to 0.75, suggesting a wide variation in agreement among the 10 domains.⁸ The authors developed cut offs to classify primary RCTs as predominantly explanatory (0 to 1.7), combined explanatory/pragmatic (>1.7 to ≤2.2) and mostly pragmatic (>2.2 to 4).⁸ They explored the impact of study classification on intervention effect sizes by age group (0-5 years, 6-12 years and 13-18 years), and found that pragmatic trials had the smallest effect sizes compared to explanatory trials.⁸ However, the authors stopped short of exploring the effect of pragmatism on heterogeneity (I^2) which was substantial among each age group and overall ($I^2=79\%$).⁹ Yoong et al. suggested reporting the results of PRECIS with other subgroup analyses in systematic reviews and discussed the need to further explore the impact of pragmatism across a broad range of systematic review topics and large number of trials.⁸

While Koppenaal et al. and Yoong et al. applied modified versions of PRECIS to previously conducted systematic reviews, Witt et al. conducted a systematic analysis in trials of acupuncture for lower back pain with the intention of applying the PRECIS tool.¹⁰ The authors used a similar scoring system as Koppenaal et al. which was performed independently by five raters followed by consensus discussions to resolve disagreements. In addition to using PRECIS, the raters also judged the degree of difficulty of applying PRECIS criteria using a scale from 0 (very easy) to 10 (very difficult).¹⁰ These results were presented alongside the intraclass correlation coefficients (ICCs) which ranged from 0.02 to 0.60 (pre-consensus) and 0.20 to 1.0 (post-consensus) suggesting a large variation in agreement, even following the resolution of disagreements in PRECIS scoring.¹⁰

Interestingly, the domain 'follow-up intensity' had the lowest ICC and was judged as 'difficult' to score which aligned with the results from Yoong et al. where the lowest agreement rating was in the same domain.^{8 10} Moreover, Witt et al. discussed missing information as a limitation of applying PRECIS which appeared as a limitation in both Koppenaal et al. and Yoong et al.^{7 8 10} Nonetheless, despite the limitations, each research group acknowledged that the modification of PRECIS was useful and may provide important insight regarding the quantification of pragmatism at both the RCT and systematic review level.^{7 8 10}

In 2015, a revised version of the PRECIS tool was published by Loudon et al. called PRECIS-2 which addressed the weaknesses of the original tool such as unclear inter-rater reliability, lack of a scoring system and redundancy in some PRECIS domains.⁵ Currently, there are 9 domains in the PRECIS-2 tool including eligibility, recruitment, setting, organization, flexibility, follow-up, primary outcome, and primary analysis.⁵ Each domain is scored using a 5 point Likert scale where 1=a very explanatory trial and 5=a very pragmatic trial.⁵ Similar to the original PRECIS, scores from each domain may

be graphically displayed using the PRECIS-2 wheel where points closer to the center of the wheel depict a more explanatory trial and points at the outer area of the wheel depict a more pragmatic trial (Figure 1).⁵ Studies are rarely entirely pragmatic or explanatory and so one domain may be more or less pragmatic than another.¹ While the tool is intended to be used at the design stage of a trial, the authors believe PRECIS-2 may have a role in critical appraisal and systematic reviews.⁵

Very recently, Loudon et al. undertook an in depth assessment of inter-rater reliability and discriminant validity of the PRECIS-2 tool.¹¹ Nineteen experienced trialists and methodologists agreed to review 10-15 trial RCT protocols and rate them according to criteria of the nine PRECIS-2 domains.¹¹ Inter-rater reliability was assessed using the ICC which ranged from 0.24 to 0.94 suggesting diverse agreement, similar to that of Yoong et al. and Witt et al.¹¹ However, the majority of the domains had an ICC >0.65 suggesting substantial agreement with the exception of 2 out of the 9 domains (flexibility (adherence) and primary outcome).¹¹ Discriminate validity was assessed using the area under the curve for each domain which ranged from 0.57 to 0.75 suggesting fair discriminant reliability in 4 out of the 9 PRECIS-2 domains (primary outcome, follow-up, flexibility (delivery), and primary analysis).¹¹ Further assessment of inter-rater reliability may be beneficial, particularly with the use of main trial publications. Additional assessment would provide inter-rater reliability information for a systematic review setting and complementary information for how PRECIS-2 could be applied when RCT protocols are not available.

While important developments have been made in tools related to the design and characterization of pragmatic trials, there remains a lack of information regarding how pragmatism may contribute as a source of heterogeneity among studies utilizing similar or the same interventions. Although the evaluation of pragmatic and explanatory primary trials in systematic reviews is an emerging topic, researchers have focused mainly on the application and reliability measures of PRECIS-2, PRECIS and its derivatives. Subgroup analyses and meta-regression are ways to explore heterogeneity and gain insight into why results from outcomes may be inconsistent between studies.¹² If heterogeneity is substantial, due to the degree of pragmatism, it might not be appropriate to pool data from pragmatic and explanatory trials. The use of the PRECIS-2 tool could provide important information for authors of systematic reviews with regards to pooling data from primary RCTs based on the degree of pragmatism.

Objectives:

The primary objective of this research is to investigate the role of pragmatism as a source of heterogeneity in systematic reviews. This will be accomplished by (1) identifying systematic reviews with meta-analyses of RCTs with moderate to high heterogeneity ($I^2 \geq 50\%$); (2) applying the PRECIS-2 scoring system to RCTs of systematic reviews to assess the contribution of pragmatism; (3) evaluating inter-rater reliability of PRECIS-2; (4) determining how much of this heterogeneity may be explained by pragmatism.

Methods:

Study Design:

This study will be designed as a cross-sectional methodological review. A literature search using the Cochrane Library will be conducted for published reviews of RCTs from January 1, 2014 to January 1, 2017. This database was selected based on the consistency of methodology and the quality of the systematic reviews.¹³ The search was limited to the Cochrane Reviews Database which included the key terms *randomize* and *RCT** in titles, abstracts and keywords with word variations in an effort to capture all systematic reviews of RCTs published during the selected timeframe. Inclusion criteria will include systematic reviews of RCTs from any Cochrane Review Group with at least 10 studies considered in one pooled effect relating to the primary outcome and moderate to substantial heterogeneity ($I^2 \geq 50\%$).¹² Exclusion criteria will include systematic reviews of non-randomized, quasi-randomized or crossover trials. Two reviewers (TA, KA) will independently screen titles and abstracts retrieved by the search. Full texts of the systematic reviews will be evaluated for study eligibility criteria. Disagreements about review inclusion will be resolved by consensus or expert advice (LM) if a consensus cannot be reached. Of the eligible systematic reviews, 10 will be selected at random to keep the data manageable. Random selection will be performed using a random numbers generator in Statistical Package for Social Sciences (SPSS) v.23 (IBM Corp, Armonk, NY, USA). A summary of the planned systematic review selection procedure is outlined in Figure 2.

Data Abstraction:

Three reviewers (TA, KA, DL) will use standardized data abstraction forms to independently extract data from included trials in duplicate. Disagreements between the reviewers will be resolved by adjudication from the uninformed reviewer or by expert opinion (LM). In the event of missing or unclear information, authors of the systematic review will be contacted for clarification. Title and abstract screening, full text screening and data abstraction will be performed in Distiller SR (Evidence Partners, Ottawa, Canada). Extracted data will include information such as bibliographic details (author, year of publication), study population characteristics, primary outcome, intervention details, risk of bias assessment, pooled measures of effect, heterogeneity and any reported or tested explanations of heterogeneity.

The PRECIS-2 tool will be applied to all primary studies within their respective systematic reviews. Studies will be scored across each of the 9 PRECIS-2 domains and a summary score will be provided for each study ranging from 9 (very explanatory) to 45 (very pragmatic). A calibration phase with all reviewers will take place using a minimum of 10 primary RCTs to ensure consistency in scoring across each PRECIS-2 domain. Following calibration, evaluation of the PRECIS-2 domains for the remainder of the included primary RCTs will be performed independently, in duplicate. The ICC will be used to measure inter-rater reliability between independent raters on PRECIS domains and the summary score. An ICC of 0.21 to 0.40 will be considered fair agreement, 0.41 to 0.60 will be considered moderate agreement, 0.61 to 0.80 will be considered substantial agreement and 0.81 to 1.0 will be considered almost perfect agreement.¹⁴ Scoring disagreements will be resolved by consensus or additional scoring from the uninformed reviewer if needed.

Data Analysis:

General characteristics of included systematic reviews will be described by intervention, number of primary RCTs, number of participants, mean duration of primary RCTs, and primary outcome. These characteristics will be reported either descriptively using mean/median (standard deviation/quartiles) or by frequency (percent) as appropriate. The results of included systematic reviews will be described using the pooled measure of effect, heterogeneity of the primary outcome (I^2), and risk of bias assessment for each primary RCT. The PRECIS-2 scores for primary RCTs will be described for each domain and for the summary score (9-45). The PRECIS-2 'wheel' will be used to visually depict how explanatory or pragmatic a primary RCT is based on scores from each of the 9 domains.

Several statistical approaches will be undertaken to explore pragmatism as a potential source of heterogeneity. As a primary analysis, linear random-effects meta-regression models will be built for each systematic review. The RCT will be the unit of analysis, the outcome variable for each study will be the mean difference or log odds ratio depending on the nature of the outcome, accompanied by the standard error. The main predictors will be the degree of pragmatism as a continuous variable through the PRECIS-2 summary score, individual PRECIS-2 domains, and risk of bias. Beta-coefficients will be interpreted to indicate how much a unit change in pragmatism would lead to changes in the outcome, and will be presented with 95% confidence intervals and p-values. The level of significance will be set at $\alpha=0.05$. Model fit will be assessed using R^2 . As a secondary analysis, the interaction between risk of bias and PRECIS-2 score will be explored within systematic reviews. These analyses will be repeated across systematic reviews, by pooling systematic reviews with similar outcome types (binary, continuous or time-to-event), using the systematic review as a grouping factor.

As there are no specific cut-off values for what is considered a pragmatic or explanatory trial, RCTs will be classified in three categories, similar to Yoong et al.⁸ The PRECIS-2 summary score will be divided into tertiles to represent RCTs that are predominantly explanatory, combined explanatory/pragmatic and predominately pragmatic. As a secondary analysis, these classifications will be used to explore the contribution of pragmatism on heterogeneity among RCTs in a systematic review.

Data from primary studies will be analyzed using Statistical Package for Social Sciences (SPSS) v.23 (IBM Corp, Armonk, NY, USA), Review Manager (RevMan) 5.3 (The Nordic Cochrane Centre, Copenhagen, DK), and meta-regression will be performed using Comprehensive Meta-Analysis (Biostat, Englewood, NJ, USA).

Discussion and Dissemination:

Although the concept of pragmatism was first described in 1967, the design and conduct of pragmatic trials has recently gained momentum as health care providers and decision makers seek to determine whether available evidence may be translated and used in real world practice.¹⁵ Thus, the evaluation of pragmatism in primary RCTs of systematic reviews is a novel and relevant topic. While the PRECIS-2 tool is intended

for researchers to align their RCT design to a context in which they believe the intervention would be useful and RCT results applicable; it is decision makers who will evaluate the RCT and make decisions regarding the implementation of the tested intervention.¹⁶ Systematic reviews of RCTs are an essential scientific activity and the evidence upon which clinical and health system decisions are made.¹⁷ With this in mind, it is important to consider the degree of pragmatism as a source of heterogeneity in systematic reviews as unexplained heterogeneity can lead to downgrading the body of evidence which in turn could affect whether or not the tested intervention is implemented in a health care system.¹⁸ Additionally, if moderate to substantial heterogeneity cannot be explained, it may not be appropriate to meta-analyze outcome data from pragmatic and explanatory trials despite their congruent interventions and outcomes.

One limitation is that there may be individual-level factors that could explain heterogeneity however they have not been explored by authors of the Cochrane review or not included in this review. A second limitation of the research is that only Cochrane systematic reviews will be considered and they represent only a portion of a systematic reviews. It is possible that there are reviews of important interventions that will not be considered in this research. For the purposes of this methodological review, Cochrane reviews were regarded as ideal since they have consistent methodology, reporting standards, and are widely accepted as the gold standard of systematic reviews.¹⁹

In summary, this research project will be one of the first to evaluate the PRECIS-2 tool in a systematic review setting. The results from this research will provide further inter-rater reliability information for PRECIS-2, guidance for methods on how to treat and analyze pragmatic and explanatory trials in systematic reviews, and highlight important subgroup considerations for future systematic reviews.

Ethics committee approval was not required for this research as it uses previously published data. Upon completion, this evaluation of the literature will be submitted to a peer-reviewed journal for publication. Research results may also be presented at applicable scientific conferences.

Figure Legends:

Figure 1. PRECIS-2 wheels showing a very pragmatic trial with scores of 5 across each of the 9 domains (top) and a very explanatory trial with scores of 1 across each of the 9 domains (bottom). PRECIS-2 wheels generated at <http://www.precis-2.org/>.

Figure 2. Flow diagram of the systematic review selection procedure.

Abbreviations:

Pragmatic-Explanatory Continuum Indicator Summary	PRECIS
Randomized Controlled Trial	RCT
PRECIS Review Tool	PR-tool
Intraclass Correlation Coefficient	ICC

Authors' Contributions:

TA, LM, RN and JB contributed to the conception and design; TA and LM wrote the first draft of the protocol; LM, KA and DL contributed to critical revision of the protocol and all authors approved the final version.

Funding:

Not applicable.

Competing Interests:

No competing interests to report.

Acknowledgements:

Not applicable.

References:

1. Thorpe KE, Zwarenstein M, Oxman AD, et al. A pragmatic-explanatory continuum indicator summary (PRECIS): a tool to help trial designers. *J Clin Epidemiol* 2009;62(5):464-75. doi: 10.1016/j.jclinepi.2008.12.011
2. Haynes RB, Sackett DL, Guyatt GH, et al. Clinical epidemiology : how to do clinical practice research. LWW medical book collection. 3rd ed. Philadelphia: Lippincott Williams & Wilkins, 2006:xv, 496 p.
3. Schwartz D, Lellouch J. Explanatory and pragmatic attitudes in therapeutical trials. *J Chronic Dis* 1967;20(8):637-48.
4. Gartlehner G, Hansen RA, Nissman D, et al. A simple and valid tool distinguished efficacy from effectiveness studies. *J Clin Epidemiol* 2006;59(10):1040-8. doi: 10.1016/j.jclinepi.2006.01.011
5. Loudon K, Zwarenstein M, Sullivan F, et al. Making clinical trials more relevant: improving and validating the PRECIS tool for matching trial design decisions to trial purpose. *Trials* 2013;14:115. doi: 10.1186/1745-6215-14-115
6. Tosh G, Soares-Weiser K, Adams CE. Pragmatic vs explanatory trials: the pragmascope tool to help measure differences in protocols of mental health randomized controlled trials. *Dialogues Clin Neurosci* 2011;13(2):209-15.
7. Koppelaar T, Linmans J, Kottner JA, et al. Pragmatic vs. explanatory: an adaptation of the PRECIS tool helps to judge the applicability of systematic reviews for daily practice. *J Clin Epidemiol* 2011;64(10):1095-101. doi: 10.1016/j.jclinepi.2010.11.020
8. Yoong SL, Wolfenden L, Clinton-McHarg T, et al. Exploring the pragmatic and explanatory study design on outcomes of systematic reviews of public health interventions: a case study on obesity prevention trials. *J Public Health (Oxf)* 2014;36(1):170-6. doi: 10.1093/pubmed/fdu006
9. Waters E, de Silva-Sanigorski A, Hall BJ, et al. Interventions for preventing obesity in children. *Cochrane Database Syst Rev* 2011(12):CD001871. doi: 10.1002/14651858.CD001871.pub3
10. Witt CM, Manheimer E, Hammerschlag R, et al. How well do randomized trials inform decision making: systematic review using comparative effectiveness

- research measures on acupuncture for back pain. *PLoS One* 2012;7(2):e32399. doi: 10.1371/journal.pone.0032399
11. Loudon K, Zwarenstein M, Sullivan F, et al. The PRECIS - 2 tool has good inter - rater reliability and reasonable discriminant validity. *J Clin Epidemiol* 2017 doi: 10.1016/j.jclinepi.2017.06.001
12. Higgins JPT, Green S, Cochrane Collaboration. Cochrane handbook for systematic reviews of interventions. Chichester, England ; Hoboken, NJ: Wiley-Blackwell 2008.
13. Petticrew M, Wilson P, Wright K, et al. Quality of Cochrane reviews. Quality of Cochrane reviews is better than that of non-Cochrane reviews. *BMJ* 2002;324(7336):545.
14. Landis JR, Koch GG. The measurement of observer agreement for categorical data. *Biometrics* 1977;33(1):159-74.
15. Patsopoulos NA. A pragmatic view on pragmatic trials. *Dialogues Clin Neurosci* 2011;13(2):217-24.
16. Zwarenstein M, Treweek S, Loudon K. PRECIS-2 helps researchers design more applicable RCTs while CONSORT Extension for Pragmatic Trials helps knowledge users decide whether to apply them. *J Clin Epidemiol* 2017 doi: 10.1016/j.jclinepi.2016.10.010
17. Mulrow CD. Rationale for systematic reviews. *BMJ* 1994;309(6954):597-9.
18. Guyatt GH, Oxman AD, Kunz R, et al. GRADE guidelines: 7. Rating the quality of evidence--inconsistency. *J Clin Epidemiol* 2011;64(12):1294-302. doi: 10.1016/j.jclinepi.2011.03.017
19. Smith R. The Cochrane collaboration at 20. *BMJ* 2013;347:f7383. doi: 10.1136/bmj.f7383

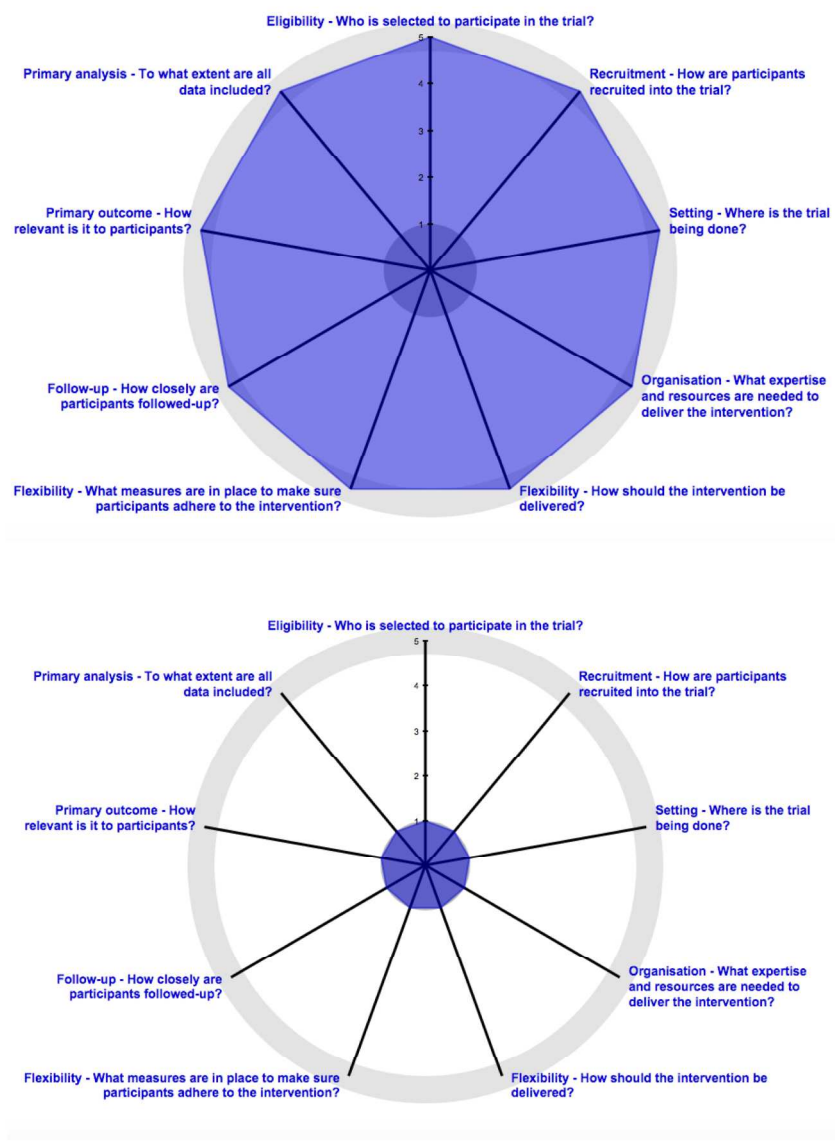


Figure 1. PRECIS-2 wheels showing a very pragmatic trial with scores of 5 across each of the 9 domains (top) and a very explanatory trial with scores of 1 across each of the 9 domains (bottom). PRECIS-2 wheels generated at <http://www.precis-2.org/>.

234x283mm (300 x 300 DPI)

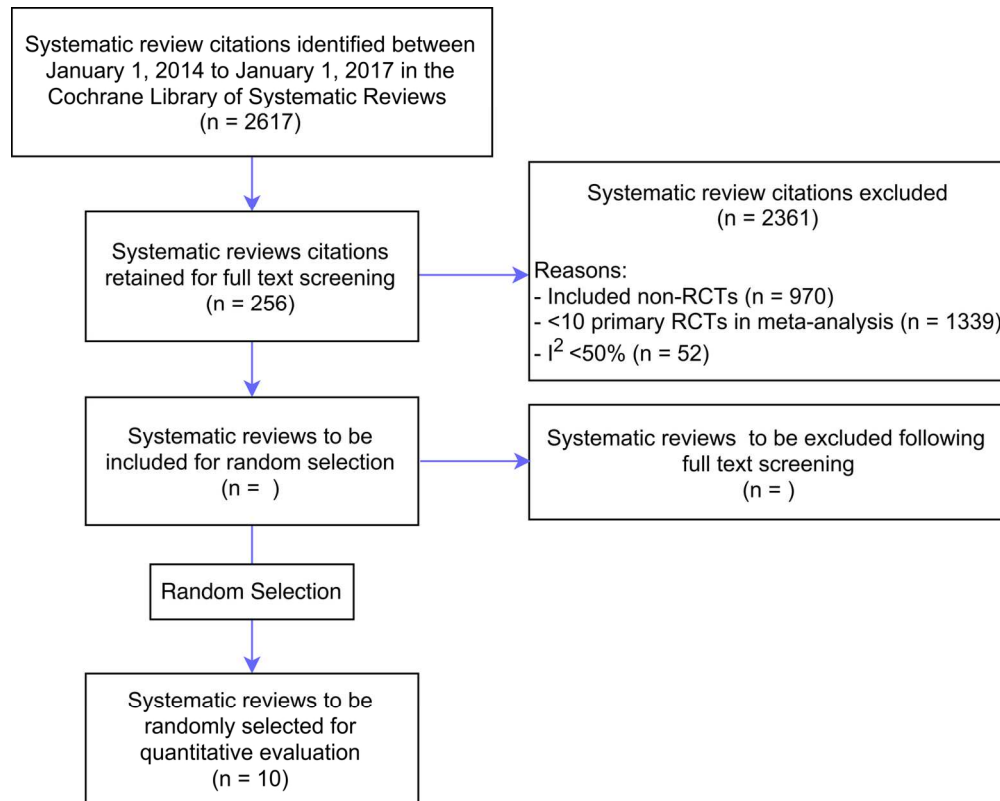


Figure 2. Flow diagram of the systematic review selection procedure.

152x121mm (300 x 300 DPI)